

**METEOROLOGICAL JOURNAL,**

**KEPT BY THE ASSISTANT SECRETARY**

**AT THE APARTMENTS OF THE**

**ROYAL SOCIETY,**

**BY ORDER OF**

**THE PRESIDENT AND COUNCIL.**

**MDCCCXXI.**

METEOROLOGICAL JOURNAL FOR JANUARY, 1831.

1831. Jan.	9 o'clock, A.M.		3 o'clock, P.M.		Dew Point at 9 A.M. in degrees of Fahr.	External Thermometer.				Rain, in inches. Read off at 9 A.M.	Direction of the Wind at 9 A.M.	Remarks.
	Barom.	Attach. Therm.	Barom.	Attach. Therm.		Fahrenheit.		Self-registering.				
						9 A.M.	3 P.M.	Lowest.	Highest.			
h 1	29.766	38.7	29.782	41.2	34	34.6	42.3	31.5	42.3		WSW	{ A.M. Hoar frost—hazy. P.M. Fine and clear.
⊙ 2	29.856	40.3	29.843	41.6	36	38.2	39.3	33.1	39.7		SSE	Fair—lightly cloudy.
☾ 3	29.904	39.7	29.896	40.9	38	38.4	39.8	32.8	39.8		S	Overcast.
♂ 4	29.908	40.3	29.867	40.2	37	37.3	37.5	36.4	37.5		ESE	Foggy—light wind.
♀ 5	29.830	40.3	29.875	40.8	37	37.7	39.2	36.3	39.2		E	Foggy.
☿ 6	30.197	38.8	30.301	40.0	35	35.3	38.5	33.3	38.5		N	Fine and cloudless—hazy.
♀ 7	30.592	36.5	30.580	37.0	29	31.0	32.4	29.3	33.7		N	Foggy—light wind.
h 8	30.584	33.6	30.499	35.2	27	27.5	33.8	24.3	33.8		N	{ P.M. Hoar frost—hazy. P.M. Fine and clear.
⊙ 9	30.254	34.3	30.114	36.3	31	31.7	38.9	26.0	41.2		WNW	Foggy.
☾ 10	29.897	38.9	29.892	39.8	40	40.9	40.8	30.4	40.8		NNE	Overcast—light wind and fog.
♂ 11	30.082	36.7	30.051	37.8	33	33.7	35.2	32.6	36.3		ENE	Lightly cloudy and foggy.
♀ 12	30.080	38.2	30.041	39.0	37	37.7	38.7	32.7	38.7		NNE	Foggy—light wind.
☿ 13	30.120	38.3	30.128	39.3	33	34.7	38.2	33.2	38.3		NE	Foggy—light wind.
♀ 14	30.172	41.3	30.130	41.9	37	39.4	38.3	33.7	38.5		NE	Foggy—light wind.
h 15	29.989	39.3	29.893	38.2	32	32.6	32.4	31.4	32.6		E	Foggy—light wind.
⊙ 16	29.817	37.7	29.771	37.7	32	32.5	33.7	31.3	39.6		E	Overcast—light fog.
☾ 17	29.605	39.4	29.565	40.6	40	40.7	43.2	31.6	43.2		E	Foggy—light rain and wind.
♂ 18	29.552	40.3	29.554	41.9	38	38.7	43.2	36.6	44.3		E	Foggy—light rain.
♀ 19	29.652	43.6	29.625	45.0	45	45.3	46.6	37.7	46.6		S	Foggy—light wind.
☿ 20	29.411	44.6	29.273	45.5	42	42.3	43.6	39.7	43.6		ESE	Foggy—light rain and wind.
♀ 21	29.131	45.5	29.091	47.0	42	42.6	47.8	40.3	47.8		E	Foggy—light rain and wind.
h 22	29.218	48.3	29.204	49.2	47	47.7	48.5	41.7	48.5		E	Foggy—light rain.
⊙ 23	29.325	49.0	29.385	49.2	47	47.3	44.5	45.7	46.7	0.250	E	Light rain and fog.
☾ 24	29.488	42.7	29.502	41.2	32	35.7	35.5	33.1	35.5	0.083	NNE	{ A.M. Snow. P.M. Light clouds and wind.
♂ 25	29.802	38.8	29.881	39.3	30	33.5	34.2	30.4	34.2		NNW	Light clouds and wind.
♀ 26	30.085	34.2	30.132	35.8	22	28.7	32.6	24.7	32.6		N	Fine and cloudless.
☿ 27	29.939	33.6	29.522	36.0	21	29.7	38.8	25.3	38.8		SW	Overcast—light rain and wind.
♀ 28	29.650	37.6	29.656	38.4	27	33.0	35.0	28.7	35.0	0.194	NNW	{ Fine and cloudless—light haze and wind.
h 29	29.874	36.2	29.857	37.0	26	32.5	33.5	30.7	33.5	0.014	N	Overcast—light wind.
⊙ 30	29.833	34.6	29.834	36.1	20	30.0	32.3	26.3	32.3		E	Lightly cloudy.
☾ 31	29.727	33.7	29.623	36.2	27	30.5	33.8	25.2	33.8		SSE	{ Lightly overcast. Fall of snow early A.M. and at 1 P.M.
	Mean	Mean	Mean	Mean	Mean	Mean	Mean	Mean	Mean	Sum		
	29.850	39.2	29.818	40.3	34.0	36.2	38.5	32.5	38.9	0.541		

Monthly Mean of the Barometer, corrected for Capillarity and reduced to 32° Fahr. ....	9 A.M. 29.832	3 P.M. 29.797
--	------------------	------------------

OBSERVANDA.

Height of the Cistern of the Barometer above a Fixed Mark on Waterloo Bridge..... = 83 feet  $2\frac{1}{2}$  in.

..... above the mean level of the Sea (presumed about) ..... =95 feet.

The External Thermometer is 2 feet higher than the Barometer Cistern.

Height of the Receiver of the Rain Gauge above the Court of Somerset House ..... = 79 feet 0 in.

The hours of observation are of Mean Time, the day beginning at Midnight.

The Thermometers are graduated by Fahrenheit's Scale.

The Barometer is divided into inches and decimals.

# METEOROLOGICAL JOURNAL FOR FEBRUARY, 1831.

1831. Feb.	9 o'clock, A.M.		3 o'clock, P.M.		Dew Point at 9 A.M. in degrees of Fahr.	External Thermometer.				Rain, in inches. Read off at 9 A.M.	Direction of the Wind at 9 A.M.	Remarks.
	Barom.	Attach. Therm.	Barom.	Attach. Therm.		Fahrenheit.		Self-registering.				
						9 A.M.	3 P.M.	Lowest.	Highest.			
♂ 1	29.099	33.4	29.047	36.5	31	31.9	34.9	26.7	35.7		ESE	A.M. Snow. P.M. Fine—light clouds.
♀ 2	29.173	35.3	29.126	37.8	32	34.4	36.0	29.7	38.7	0.175	SSE	Overcast. Light rain and snow P.M.
♂ 3	29.418	34.9	29.235	37.0	33	34.3	35.9	28.3	41.4		S	Overcast. Light rain P.M.
♀ 4	28.954	41.3	29.204	41.2	42	42.3	38.3	33.3	42.3	0.250	E	Overcast. Foggy A.M.
h 5	29.642	40.4	29.782	41.6	33	37.5	38.7	33.7	38.7	0.072	W	{ A.M. Overcast. P.M. Fine—light clouds.
⊙ 6	29.888	37.6	29.775	40.3	30	31.8	37.7	29.4	44.4		SSE	Lightly overcast.
♂ 7	29.512	40.7	29.612	44.4	46	46.4	51.2	30.5	51.7	0.325	SSW	Cloudy—light wind.
♂ 8	29.893	46.5	29.918	49.5	51	51.3	52.8	45.7	54.3		S	{ Overcast. A.M. Light wind and fog. P.M. Rain.
♀ 9	30.004	51.3	30.054	54.4	53	54.5	58.7	50.7	59.5		SSW	{ Lightly cloudy—light wind. P.M. Fine and clear.
♂ 10	30.234	53.4	30.231	55.2	47	52.6	57.8	49.3	57.7		S	Light clouds and wind.
♀ 11	30.254	53.7	30.274	57.0	49	49.5	55.5	46.7	55.7		SSW	Fine—light clouds.
h 12	30.292	53.7	30.289	55.2	50	50.3	52.8	48.4	52.8	0.025	W	Fine—lightly cloudy and foggy.
⊙ 13	30.236	52.8	30.193	53.8	48	48.7	49.4	47.3	49.4	0.017	SSE	Overcast—light fog. Rain P.M.
♂ 14	30.237	51.5	30.229	53.0	45	46.5	48.6	45.3	48.6	0.011	WSW	Lightly cloudy.
♂ 15	30.131	48.7	29.984	50.6	41	41.0	48.9	40.3	48.9		ESE	{ A.M. Overcast—light fog. P.M. Fine and cloudless.
♀ 16	29.893	49.7	29.956	52.5	46	46.7	52.0	40.6	52.3	0.028	WSW	{ Fine—light clouds. At 3½ P.M. Heavy rain with hail.
♂ 17	29.949	48.7	30.085	49.8	43	43.6	47.0	41.3	47.1	0.097	NW	Lightly cloudy—light wind.
♀ 18	30.201	46.7	30.176	49.9	40	40.6	46.4	37.1	46.6	0.014	W	Lightly cloudy—light wind and fog.
h 19	30.045	45.0	30.030	48.5	43	43.8	45.7	37.9	47.7		W	{ A.M. Foggy. P.M. Fine—light clouds and wind. Rain.
⊙ 20	29.955	45.3	29.958	46.3	36	41.0	41.8	38.7	41.8	0.069	NNW	Lightly cloudy and foggy—light wind.
♂ 21	30.053	41.4	30.045	44.5	32	36.8	42.0	32.7	42.0		NNW	Lightly overcast—light wind.
♂ 22	30.027	42.3	30.145	43.2	38	38.7	39.9	36.3	39.9	0.017	SSW	Overcast.—P.M. Light rain and wind.
♀ 23	30.403	41.3	30.354	43.8	37	38.5	41.6	35.3	43.8		NNW	Overcast.
♂ 24	30.139	43.7	30.079	44.8	44	44.6	46.6	37.2	46.6		W	Foggy.
♀ 25	29.824	46.7	29.780	48.3	44	44.6	45.8	42.0	45.8		W	{ A.M. Foggy. P.M. Fine—light clouds and wind.
h 26	29.190	46.6	29.227	49.3	45	45.3	46.8	39.7	51.3	0.039	WSW	Fine—light clouds. Showery.
⊙ 27	29.272	45.2	29.220	48.6	41	41.7	50.3	36.7	51.3	0.125	S	{ A.M. Rain. P.M. Fine and clear—brisk wind.
♂ 28	29.537	44.7	29.576	47.4	39	39.8	45.7	36.3	46.5	0.181	WSW	Fine and clear—light haze.
	Mean	Mean	Mean	Mean	Mean	Mean	Mean	Mean	Mean	Sum		
	29.837	45.1	29.842	47.3	41.4	42.8	46.0	38.5	47.2	1.445		

# METEOROLOGICAL JOURNAL FOR MARCH, 1831.

1831. March.	9 o'clock, A.M.		3 o'clock, P.M.		Dew Point at 9 A.M. in de- grees of Fahr.	External Thermometer.				Rain, in inches. Read off at 9 A.M.	Direction of the Wind at 9 A.M.	Remarks.
	Barom.	Attach. Therm.	Barom.	Attach. Therm.		Fahrenheit.		Self-registering.				
						9 A.M.	3 P.M.	Lowest.	Highest.			
♂ 1	29.844	40.1	29.897	45.4	38	38.8	46.5	34.3	46.5		W	Fine and cloudless—light haze.
♀ 2	29.751	44.7	29.691	48.6	47	47.3	53.5	37.8	53.7	0.036	WSW	Overcast. Light fog A.M.
♂ 3	29.622	49.7	29.641	52.5	51	51.4	54.0	46.6	54.3	0.075	SW	{ A.M. Foggy—light rain. P.M. Over- cast.
♀ 4	29.764	52.7	29.897	55.0	49	49.8	52.8	49.8	53.7	0.222	NW	{ A.M. Foggy. P.M. Fine—light clouds and wind.
h 5	29.830	52.8	29.641	54.2	49	49.4	51.3	47.3	51.3		SSW	Overcast—light wind.
⊙ 6	29.154	53.2	29.161	54.3	51	51.3	51.3	48.6	51.8		S var.	Lightly cloudy—light unsteady wind.
♂ 7	29.684	51.3	29.776	53.4	47	47.7	50.5	43.8	50.7		NW	Fine and clear—light clouds.
♂ 8	29.753	48.6	29.594	52.5	45	45.3	50.8	38.3	51.4	0.022	ESE	Cloudy—light wind and fog.
♀ 9	29.595	49.4	29.612	52.6	44	44.4	49.8	40.5	50.3		SW	{ A.M. Fine and cloudless. P.M. Hail and rain with light wind.
♂ 10	29.926	46.8	29.938	50.7	39	39.7	50.6	35.3	50.6	0.061	W	Fine and cloudless.
♀ 11	29.714	51.7	29.597	53.4	49	49.6	51.6	38.7	51.6	0.028	SSE	Overcast—light rain and wind.
h 12	29.937	49.0	29.756	53.0	43	43.4	49.8	37.6	51.3		WSW	A.M. Fine. P.M. Light rain and wind.
⊙ 13	29.660	49.7	29.607	51.0	45	46.8	46.7	40.8	48.7		WSW	{ Overcast. Heavy showers, with light brisk wind.
♂ 14	29.690	47.9	29.681	50.3	41	44.3	45.5	39.3	49.7	0.086	WSW	{ Fine and clear—light clouds. Hail and rain P.M.
♂ 15	29.778	47.3	29.659	50.0	43	43.7	49.7	40.3	52.3	0.042	SW	Light rain.
♀ 16	29.648	50.8	29.741	53.3	51	52.7	55.7	43.2	56.3	0.014	W	Cloudy—light wind.
♂ 17	29.851	53.3	29.893	55.8	53	54.3	57.6	52.3	57.7		SSW var.	Fine—cloudy.
♀ 18	30.184	52.3	30.196	55.4	52	46.3	50.8	40.3	41.0		WNW	Fine and clear—light clouds.
h 19	30.217	49.7	30.172	53.5	42	43.8	51.0	37.7	51.5		WSW	Fine—lightly cloudy.
⊙ 20	30.112	49.6	30.072	52.7	43	44.7	52.7	41.8	52.7		W	Lightly cloudy—light wind and fog.
♂ 21	30.092	51.4	30.097	54.2	49	49.5	54.4	44.3	54.4		N	Overcast—hazy.
♂ 22	30.262	50.7	30.283	53.0	45	46.7	48.3	43.7	48.3	0.083	ESE	Fine—light clouds.
♀ 23	30.369	46.9	30.297	47.8	34	42.4	42.3	37.7	44.6		E	Fine—lightly cloudy—light brisk wind.
♂ 24	29.958	41.3	29.811	43.2	35	36.1	38.4	31.7	40.3		N	{ Overcast—light brisk wind.—Snow A.M.
♀ 25	29.653	44.3	29.570	47.7	39	41.7	44.6	34.3	44.7		E	Lightly cloudy—light wind.
h 26	29.345	45.3	29.429	49.8	43	43.7	54.3	40.3	54.7	0.061	E	{ A.M. Showers, with fog and light wind. P.M. Fine.
⊙ 27	29.906	51.4	29.941	53.7	51	51.7	53.3	42.6	59.4	0.153	S	Fine and clear—light clouds.
♂ 28	30.056	51.3	30.053	55.3	47	47.7	56.7	42.3	59.4		N	{ Fine and clear—light clouds.—Hazy A.M.
♂ 29	30.165	47.7	30.168	48.0	42	42.7	44.7	39.7	45.0		N	Overcast—light wind.
♀ 30	30.281	45.3	30.277	49.6	35	41.6	48.2	38.5	49.7		N	Overcast. Hazy A.M.
♂ 31	30.401	44.6	30.398	48.6	38	42.4	48.0	37.3	48.3		N	Fine and clear. Clouds and haze A.M.
	Mean 29.877	Mean 48.7	Mean 29.856	Mean 51.6	Mean 44.5	Mean 45.8	Mean 50.2	Mean 40.9	Mean 50.8	Sum 0.883		

Monthly Mean of the Barometer, corrected for Capillarity and reduced to 32° Fahr. .... { 9 A.M. 3 P.M. }  
 { 29.834 29.801 }

## OBSERVANDA.

Height of the Cistern of the Barometer above a Fixed Mark on Waterloo Bridge ..... = 83 feet 2½ in.  
 ..... above the mean level of the Sea (presumed about) ..... = 95 feet.

The External Thermometer is 2 feet higher than the Barometer Cistern.

Height of the Receiver of the Rain Gauge above the Court of Somerset House ..... = 79 feet 0 in.

The hours of observation are of Mean Time, the day beginning at Midnight.

The Thermometers are graduated by Fahrenheit's Scale.

The Barometer is divided into inches and decimals.

# METEOROLOGICAL JOURNAL FOR APRIL, 1831.

1831. April.	9 o'clock, A.M.		3 o'clock, P.M.		Dew Point at 9 A.M. in de- grees of Fahr.	External Thermometer.				Rain, in inches. Read off at 9 A.M.	Direction of the Wind at 9 A.M.	Remarks.	
	Barom.	Attach. Therm.	Barom.	Attach. Therm.		Fahrenheit.		Self-registering.					
						9 A.M.	3 P.M.	Lowest.	Highest.				
♀ 1	30.448	45.9	30.335	48.3	37	44.0	45.7	37.5	46.3	0.083	N	Cloudy—light wind. Rain at night.	
h 2	30.071	44.7	30.025	47.2	37	41.3	44.7	36.4	45.7		SE	Lightly cloudy.	
⊙ 3	29.963	46.3	29.853	50.2	43	44.3	51.3	40.3	51.3		N	Lightly cloudy—light wind.	
▷ 4	29.702	45.3	29.590	48.5	40	41.3	48.4	36.7	48.5		N	Overcast—hazy.	
♂ 5	29.503	45.3	29.468	49.2	40	42.7	49.5	35.3	51.3	SSW	Cloudy—hazy.		
♀ 6	29.504	49.7	29.468	52.1	43	47.3	54.5	39.7	55.3		SW	Fine—lightly cloudy.	
⊥ 7	29.375	49.7	29.261	54.5	48	49.7	59.0	43.3	59.7		ESE	Overcast—light wind.	
♀ 8	29.284	52.3	29.306	52.8	49	50.7	48.6	48.3	52.7		S	Overcast—light rain.	
h 9	29.503	52.9	29.534	56.6	51	53.5	56.6	45.7	58.3	0.058	SSE	Lightly cloudy. Light rain at night.	
⊙ 10	29.610	56.7	29.698	58.6	52	54.7	57.4	49.4	58.6	0.325	S	Clear—lightly cloudy—light wind.	
▷ 11	29.981	54.7	29.976	57.2	50	52.3	58.7	45.7	58.7	0.153	N	Lightly overcast.	
♂ 12	29.925	54.6	29.830	58.3	53	53.6	60.8	48.3	61.8		NE	{ Fine—lightly cloudy. At 9½ P.M. { Thunder and lightning, with rain.	
♀ 13	29.820	57.7	29.794	61.6	57	57.6	63.8	48.4	64.8		N	Lightly cloudy.	
⊥ 14	29.969	58.3	29.948	59.7	43	50.7	56.8	48.6	56.8		N	Fine and clear—light clouds and wind.	
♀ 15	30.015	57.3	29.985	58.3	46	52.7	55.8	43.7	57.1	W	Lightly cloudy.		
h 16	30.064	58.2	30.006	59.9	50	56.7	57.4	57.2	59.3		N	Lightly cloudy.	
⊙ 17	29.989	55.4	29.994	57.7	49	49.7	52.3	49.2	55.3		N	Cloudy—clear. Light rain A.M.	
▷ 18	30.044	52.7	29.977	55.9	39	46.6	56.2	38.3	56.3		N	Fine and clear—light clouds.	
♂ 19	29.953	49.7	29.877	54.7	45	45.7	57.8	39.9	57.8	N	{ Light wind.—A.M. overcast. P.M. { Fine and clear.		
♀ 20	29.815	53.3	29.720	55.9	41	48.6	56.2	40.4	56.7		N	Fine—lightly cloudy.	
⊥ 21	29.533	51.4	29.453	54.3	47	47.7	53.4	43.7	53.8		NNE	Overcast.	
♀ 22	29.429	54.3	29.429	58.9	53	54.4	60.2	45.8	61.7		E	Fine—lightly cloudy.	
h 23	29.508	53.8	29.513	60.3	52	52.3	60.8	47.8	65.2	0.019	NNW	{ A.M. Overcast. Noon, hail and rain. { P.M. Fine.	
⊙ 24	29.825	56.7	29.873	57.3	50	52.6	54.7	49.7	54.7		N	Overcast.	
▷ 25	30.005	56.7	29.960	60.3	51	54.7	62.8	50.3	63.7		NNW	Cloudy—light wind.	
♂ 26	29.817	59.3	29.753	62.3	49	57.6	61.8	48.7	63.3		E	Lightly cloudy.	
♀ 27	29.646	56.6	29.546	61.7	49	52.5	58.7	49.7	60.7	0.036	SE	{ Lowering—light wind and fog. Rain { at 10 A.M.	
⊥ 28	29.347	56.3	29.316	58.4	51	51.7	54.0	50.3	55.6		S	{ Overcast and foggy—deposition of { moisture.	
♀ 29	29.203	56.3	29.216	61.3	50	50.5	61.0	45.5	61.3		0.367	E	{ A.M. Foggy. P.M. Fine—cloudy— { brisk wind—showery.
h 30	29.243	60.4	29.195	62.4	51	58.0	61.0	49.7	63.7		0.033	S	Fair—cloudy.
	Mean	Mean	Mean	Mean	Mean	Mean	Mean	Mean	Mean	Sum			
	29.736	53.4	29.697	56.5	47.2	50.5	56.0	45.1	57.2	1.074			

Monthly Mean of the Barometer, corrected for Capillarity and reduced to 32° Fahr. .... { 9 A.M. 3 P.M. }  
 { 29.676 29.631 }

## OBSERVANDA.

Height of the Cistern of the Barometer above a Fixed Mark on Waterloo Bridge..... =83 feet 2½ in.

..... above the mean level of the Sea (presumed about) ..... =95 feet.

The External Thermometer is 2 feet higher than the Barometer Cistern.

Height of the Receiver of the Rain Gauge above the Court of Somerset House ..... =79 feet 0 in.

The hours of observation are of Mean Time, the day beginning at Midnight.

The Thermometers are graduated by Fahrenheit's Scale.

The Barometer is divided into inches and decimals.

METEOROLOGICAL JOURNAL FOR MAY, 1831.

1831. May.	9 o'clock, A.M.		3 o'clock, P.M.		Dew Point at 9 A.M. in de- grees of Fahr.	External Thermometer.				Rain, in inches. Read off at 9 A.M.	Direction of the Wind at 9 A.M.	Remarks.
	Barom.	Attach. Therm.	Barom.	Attach. Therm.		Fahrenheit.		Self-registering.				
						9 A.M.	3 P.M.	Lowest.	Highest.			
○ 1	29.462	58.7	29.418	60.3	53	57.3	59.0	46.7	63.3	0.019	SSW	Clear—cloudy—showery.
▷ 2	29.557	59.7	29.583	60.6	51	57.8	56.5	46.7	60.2	0.269	E	Cloudy and foggy—showery.
♂ 3	29.638	56.5	29.652	61.7	54	56.3	62.2	49.0	63.4	0.178	SE	{ A.M. Cloudy—showers. P.M. Fine & clear—light brisk wind.
♀ 4	29.599	61.3	29.527	61.9	53	60.0	54.7	49.4	62.3	0.017	SSW	A.M. Fine and clear. P.M. Overcast.
⌞ 5	29.530	55.6	29.502	56.7	42	51.6	50.3	43.7	55.7		WSW	Fine—lightly cloudy.
♀ 6	29.783	58.3	29.813	55.7		48.5	48.7	40.3	55.7	0.153	NW var.	Cloudy.—Fine and clear A.M.
h 7	30.026	50.4	30.063	54.3		44.7	50.3	33.8	54.5		N	Fine—light clouds.
○ 8	30.264	55.3	30.276	55.2	38	50.4	51.3	36.7	52.3		ENE	Cloudy.—Fine A.M.
▷ 9	30.337	55.3	30.258	55.3	37	51.2	55.5	38.3	55.7		NNE	Fine and clear.—Cloudless P.M.
♂ 10	30.215	51.3	30.162	55.7	47	47.5	54.4	43.5	54.6		ESE	Cloudy.—Light rain A.M.
● ♀ 11	30.201	56.7	30.197	56.5	45	53.8	57.5	38.8	58.5		NE	{ Fine and clear—brisk wind. Cloudless P.M.
⌞ 12	30.125	55.3	30.058	57.2	47	53.7	60.0	39.5	61.7		NNE	Cloudless—hazy.
♀ 13	29.965	61.4	29.942	61.9	51	57.7	61.7	45.5	63.8		NNE	{ A.M. Hazy. P.M. Fine and clear— light clouds.
h 14	30.088	56.8	30.077	58.7	32	50.0	52.3	41.7	55.4		NNE	Lightly cloudy.
○ 15	30.058	58.5	30.010	59.9	35	53.5	62.6	39.4	63.7		ENE	{ Fine.—A.M. Lighthaze. P.M. Clear— light clouds.
▷ 16	30.132	59.7	30.141	61.6	43	56.7	65.7	44.4	67.3		WSW	Fine—lightly overcast.
♂ 17	30.215	63.4	30.151	63.7	48	63.3	64.3	48.3	67.2		ESE	Clear and cloudless.
♀ 18	30.036	66.5	29.964	65.6	49	63.7	66.4	50.5	66.5		ENE	Clear and cloudless—light wind.
⌞ 19	29.811	67.7	29.704	65.3	45	61.7	63.8	52.3	66.2		E	{ Light wind. A.M. Cloudless. P.M. Cloudy.
♀ 20	29.832	68.2	29.830	66.9	55	65.7	66.7	56.3	71.5		S	{ A.M. Fine and clear. A.M. Cloudy— showery.
h 21	29.912	61.9	29.943	68.0	57	57.4	66.7	53.6	67.6	0.086	N	{ A.M. Overcast. P.M. Fine and clear —light clouds.
○ 22	30.001	62.3	29.991	64.5	53	57.5	61.7	53.0	66.6		NNW	Lightly overcast.
▷ 23	29.892	62.3	29.842	67.7	58	58.7	70.7	52.3	73.2		NNW	A.M. Overcast. P.M. Nearly cloudless.
♂ 24	29.840	64.3	29.817	69.7	60	60.5	69.7	55.7	72.6		N	A.M. Overcast. P.M. Nearly cloudless.
♀ 25	29.860	65.9	29.846	70.8	60	64.7	71.7	54.6	72.5		N	Fine and clear—light clouds and wind.
○ ⌞ 26	29.849	57.7	29.804	66.8	55	57.6	67.3	51.5	69.2		E	{ A.M. Overcast. P.M. Clear and cloudless.
♀ 27	29.792	60.7	29.790	65.3	52	52.7	63.7	50.6	64.8		NNE	Lightly cloudy—light wind.
h 28	29.929	58.7	29.971	64.7	47	57.7	63.6	50.7	65.3		N	Lightly cloudy.
○ 29	29.975	59.5	29.932	61.7	54	54.7	55.5	52.8	55.6		E	Rain.
▷ 30	29.910	59.7	29.934	63.7	50	55.3	62.3	49.7	63.7	0.333	NNE	A.M. Cloudy. P.M. Fine—light clouds.
♂ 31	29.997	63.7	29.942	63.4	50	61.3	62.3	51.3	63.6		E	Fine and clear—light clouds.
	Mean	Mean	Mean	Mean	Mean	Mean	Mean	Mean	Mean	Sum		
	29.930	59.7	29.907	62.0	49.0	56.2	62.2	47.1	63.0	1.055		

Monthly Mean of the Barometer, corrected for Capillarity and reduced to 32° Fahr. ....	9 A.M. 29.851	3 P.M. 29.821
--	------------------	------------------

### OBSERVANDA.

Height of the Cistern of the Barometer above a Fixed Mark on Waterloo Bridge ..... = 83 feet  $2\frac{1}{2}$  in.  
 ..... above the mean level of the Sea (presumed about) ..... = 95 feet.

The External Thermometer is 2 feet higher than the Barometer Cistern.

Height of the Receiver of the Rain Gauge above the Court of Somerset House ..... =79 feet 0 in.

The hours of observation are of Mean Time, the day beginning at Midnight.

The Thermometers are graduated by Fahrenheit's Scale.

The Barometer is divided into inches and decimals.

METEOROLOGICAL JOURNAL FOR JUNE, 1831.

1831. June.	9 o'clock, A.M.		3 o'clock, P.M.		Dew Point at 9 A.M. in de- grees of Fahr.	External Thermometer.				Rain, in inches. Read off at 9 A.M.	Direction of the Wind at 9 A.M.	Remarks.
	Barom.	Attach. Therm.	Barom.	Attach. Therm.		Fahrenheit.		Self-registering.				
						9 A.M.	3 P.M.	Lowest.	Highest.			
♂ 1	29.937	66.8	29.981	66.4	52	61.7	64.7	49.6	67.3	0.025	NNE	Fine and clear—light clouds and wind.
♂ 2	30.153	67.7	30.113	66.4	44	62.7	70.0	48.6	70.6		N	Fine—light clouds and wind.
♀ 3	30.188	66.7	30.157	67.7	52	58.7	70.3	49.9	70.3		E	Cloudless—hazy.
h 4	30.196	64.4	30.188	68.5	47	60.7	68.7	48.7	69.5		NNE	Fine—light clouds and wind.
⊙ 5	30.136	69.7	30.081	71.7	52	67.7	73.4	55.3	74.8		W	{ Fine—clouds and haze—light wind. Rain P.M.
☾ 6	30.081	65.3	30.078	65.6	43	57.4	59.4	51.3	60.3		N	{ Fine and clear—cloudy—light brisk wind.
♂ 7	30.074	60.4	30.007	63.3	42	54.3	58.4	49.9	61.3		NNW	Cloudy—light wind.
♀ 8	29.847	65.7	29.826	66.9	52	61.0	67.3	49.5	67.6		NNW	Fine—cloudy—light wind.
♂ 9	29.878	68.8	29.843	67.7	51	65.7	70.4	51.4	72.7		WSW	Fine—light clouds. Light rain P.M.
● ♀ 10	29.752	73.4	29.771	69.1	52	65.6	67.4	57.5	70.7		0.047	W
h 11	29.634	69.4	29.734	68.7	53	65.3	70.4	57.7	71.7	0.011	WSW	{ Clear—cloudy—light showers and un- steady wind.
⊙ 12	29.798	68.7	29.877	70.3	58	67.6	70.7	60.3	72.3	0.028	WSW	Fair—lightly cloudy.
☾ 13	29.902	68.3	29.985	68.7	58	64.7	68.5	59.3	71.7		W	{ Cloudy—light wind. Showers through the day.
♂ 14	30.173	69.4	30.137	69.6	58	66.7	72.6	57.7	73.7	0.289	W	Clear and cloudless.
♀ 15	29.914	76.2	29.871	70.3	56	69.8	66.5	56.7	74.7	0.036	SSW	A.M. Very clear. P.M. Light rain.
♂ 16	29.856	70.2	29.830	69.4	52	67.3	69.7	57.3	73.5		WSW	Fine and clear—cloudy.
♀ 17	29.948	67.7	29.987	66.7	55	65.6	67.0	55.7	69.3		WSW	Clear—cloudy—showery.
h 18	30.019	64.7	30.026	67.9	63	63.6	67.0	56.7	69.6	0.055	SSE var.	{ A.M. Lowering—light wind. P.M. Clear—Cloudy.
⊙ 19	29.970	69.7	30.023	70.0	56	67.6	71.0	60.7	73.3	0.055	SSW	{ A.M. Cloudy—light wind. P.M. Cloudless.
☾ 20	30.205	68.7	30.205	69.7	50	67.8	71.5	53.4	73.4		W	A.M. Very clear. P.M. Fine—cloudy.
♂ 21	30.226	73.4	30.175	71.5	53	69.7	75.3	55.6	75.7	0.103	S	Fine and clear—nearly cloudless.
♀ 22	30.230	70.5	30.220	71.6	53	69.5	73.4	56.7	73.8		WSW	Fine—light haze—cloudy.
♂ 23	30.232	70.4	30.180	71.3	57	67.7	71.0	58.5	72.7		NNE	Fine—hazy.
♀ 24	29.941	65.8	29.854	67.7	55	61.3	66.7	57.8	68.7	0.011	WSW	{ A.M. Rain. P.M. Fine and clear—light wind.
○ h 25	29.791	65.7	29.763	64.9	51	63.6	61.3	55.7	66.0		W	Cloudy. Light showers P.M.
⊙ 26	29.636	64.3	29.658	66.3	55	58.6	62.5	53.4	67.6	0.150	NNW	{ Fine and clear—light unsteady wind. Light rain, morning and evening.
☾ 27	29.928	69.6	29.850	66.3	55	66.7	64.6	51.7	69.4	0.128	WSW	A.M. Fine—light clouds. P.M. Rain.
♂ 28	29.927	62.8	29.984	65.4	57	58.7	60.7	55.5	62.3	0.225	NE	Cloudy—light brisk wind.
♀ 29	30.034	62.6	30.004	66.2	53	57.3	62.4	54.4	65.6	0.047	N	Overcast. Light rain P.M.
♂ 30	30.006	61.7	30.023	66.3	56	57.7	65.4	54.6	66.3		NW	Overcast—light wind.
	Mean	Mean	Mean	Mean	Mean	Mean	Mean	Mean	Mean	Sum		
	29.987	67.6	29.981	68.1	53.0	63.7	67.6	54.7	69.9	1.052		

Monthly Mean of the Barometer, corrected for Capillarity and reduced to 32° Fahr. ....	{ 9 A.M. 29.884	3 P.M. 29.877 }
--	--------------------	--------------------

**OBSERVANDA.**

Height of the Cistern of the Barometer above a Fixed Mark on Waterloo Bridge..... = 83 feet 2½ in.

.....above the mean level of the Sea (presumed about) ..... =95 feet.

The External Thermometer is 2 feet higher than the Barometer Cistern.

Height of the Receiver of the Rain Gauge above the Court of Somerset House..... =79 feet 0 in.

The hours of observation are of Mean Time, the day beginning at Midnight.

The Thermometers are graduated by Fahrenheit's Scale.

The Barometer is divided into inches and decimals.

12

11

10

9

8

7

59

58

57

56

St Kilda •

Line of 70 Fms.

WESTERN ISLANDS

Line of 70 Fms.

of 70 Fathoms

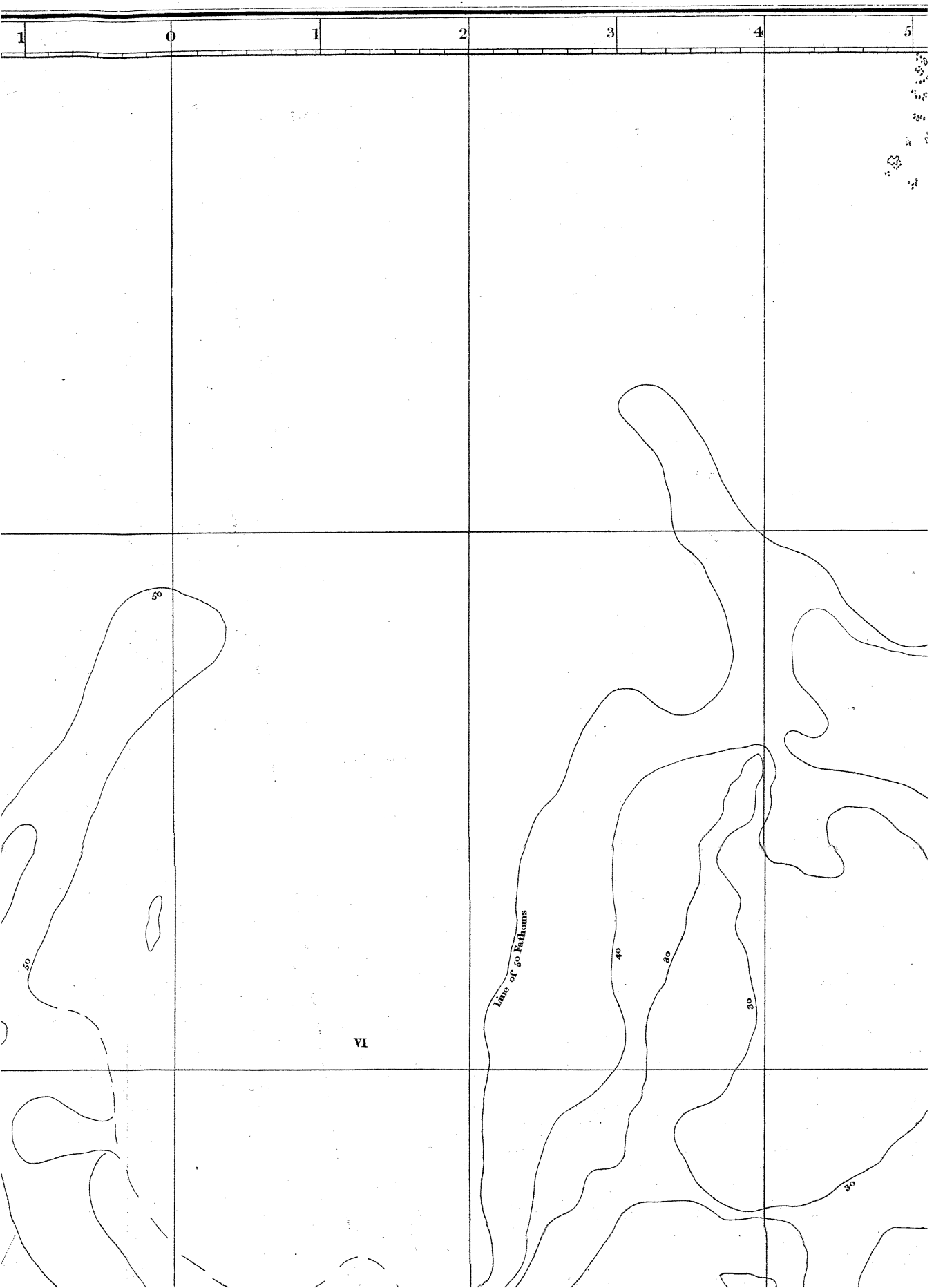
IX 1/2

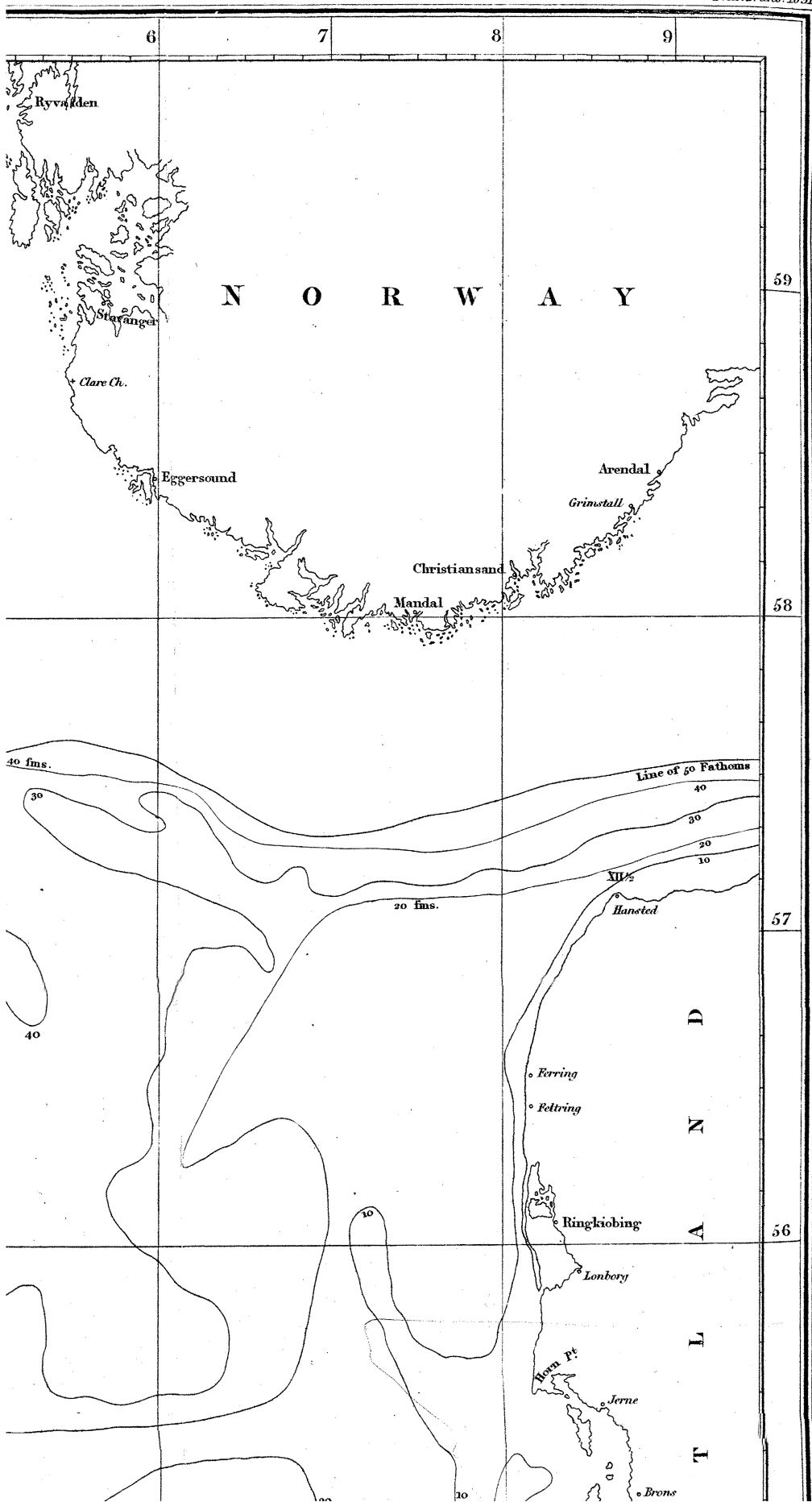
IV 1/2

Boyle VI 1/2









55

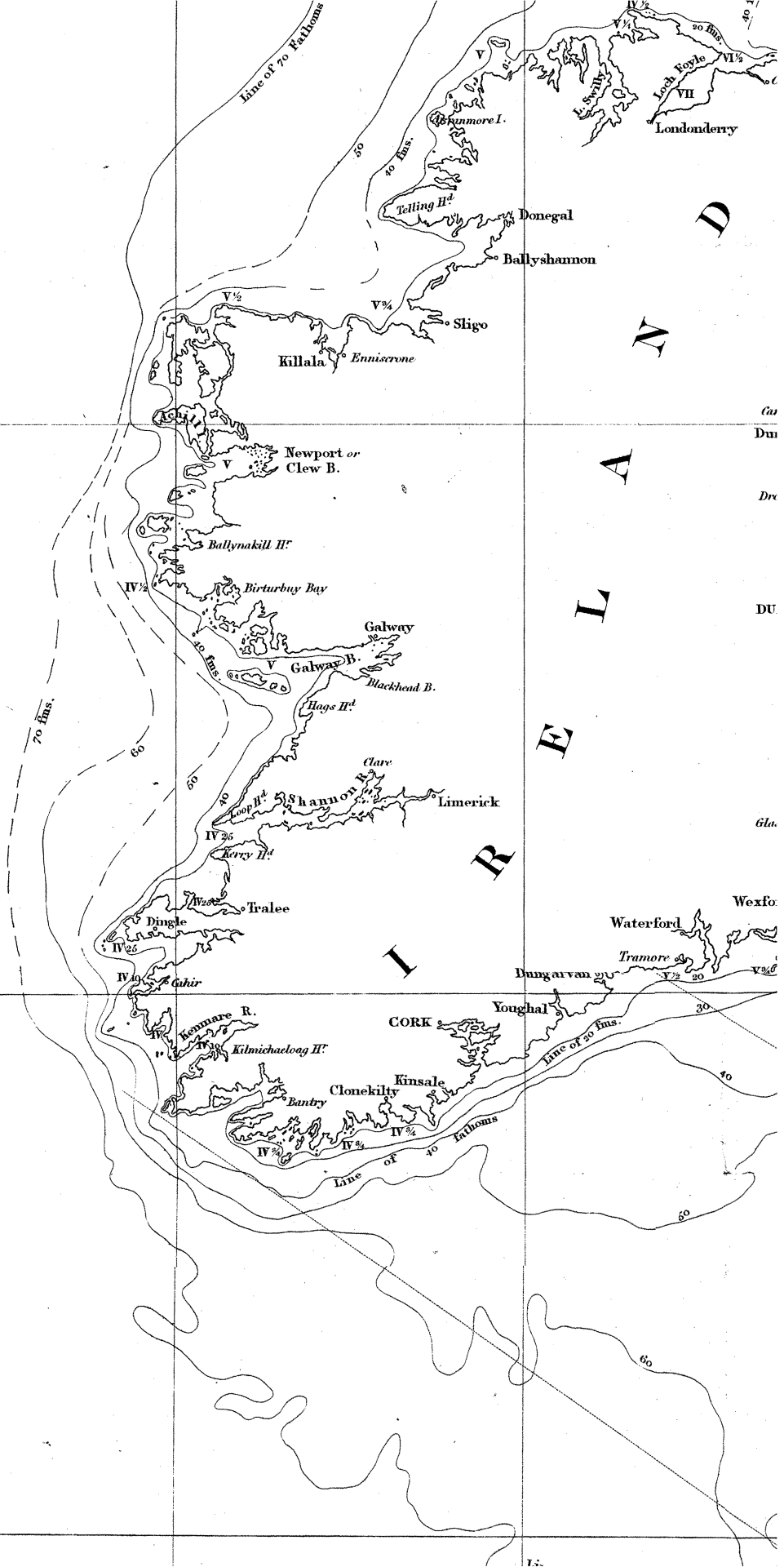
54

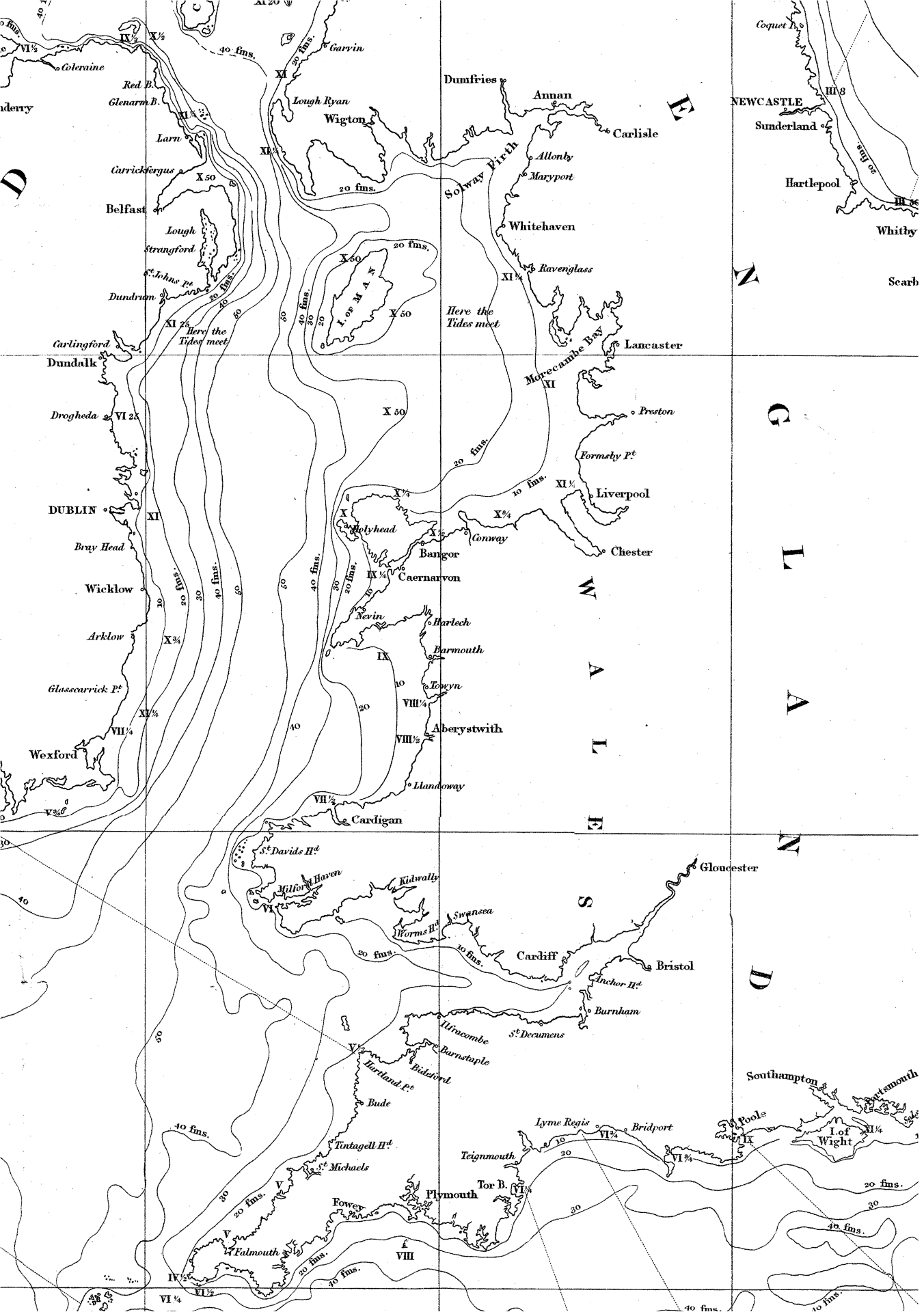
53

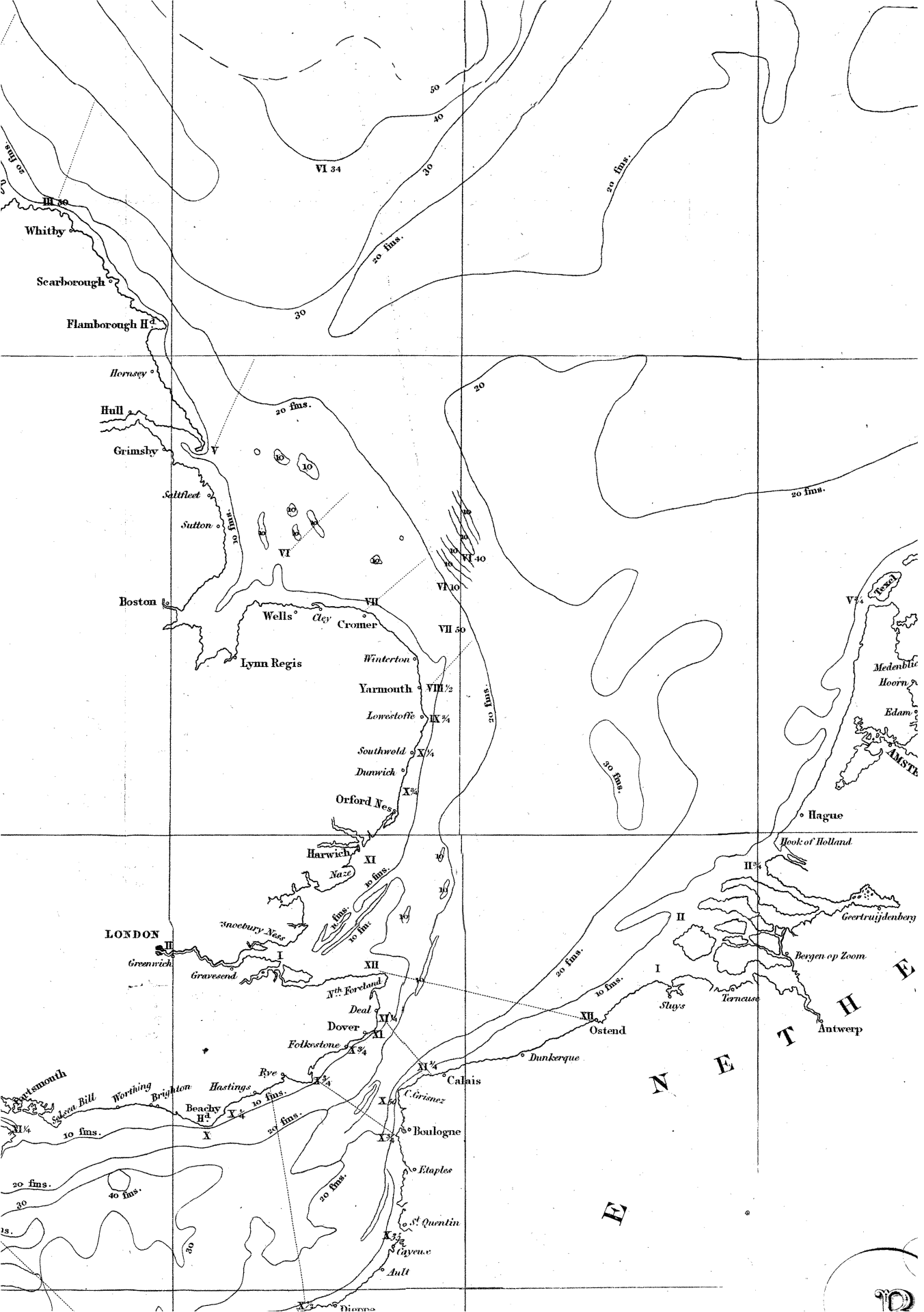
52

51

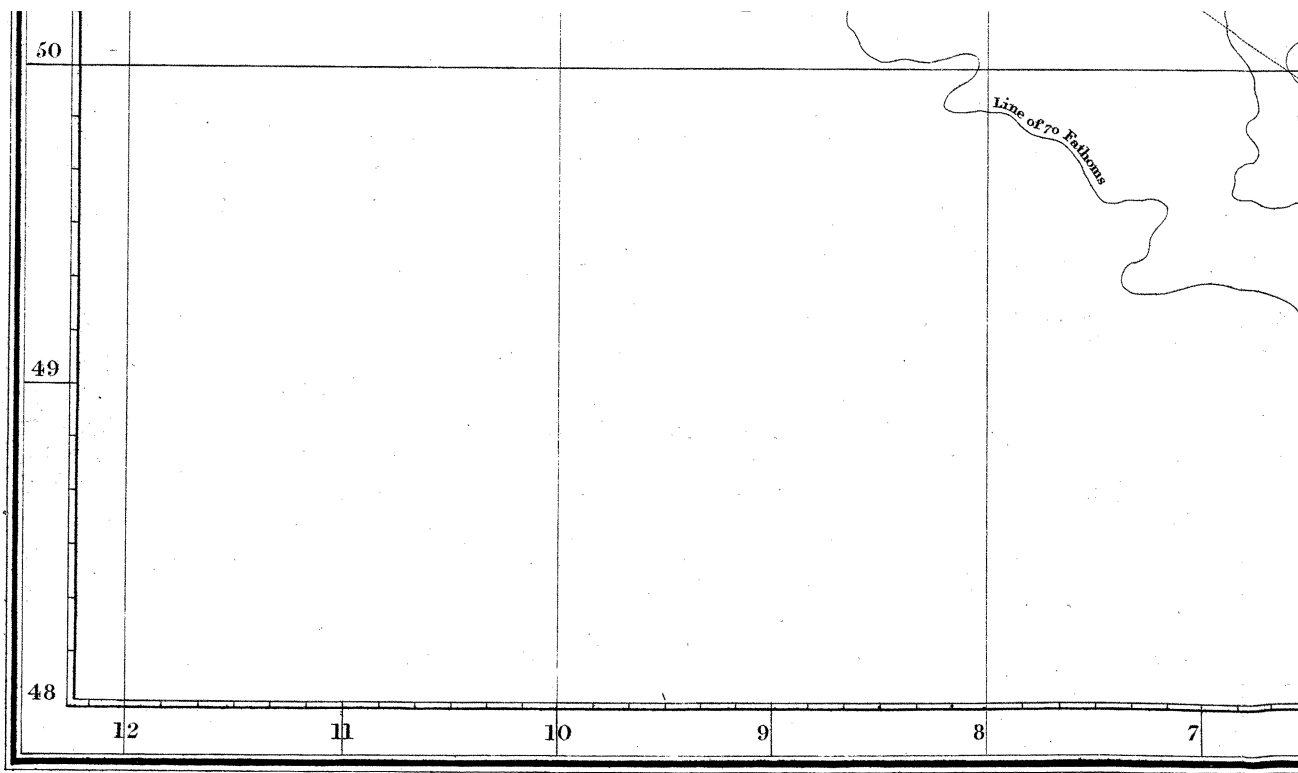
50



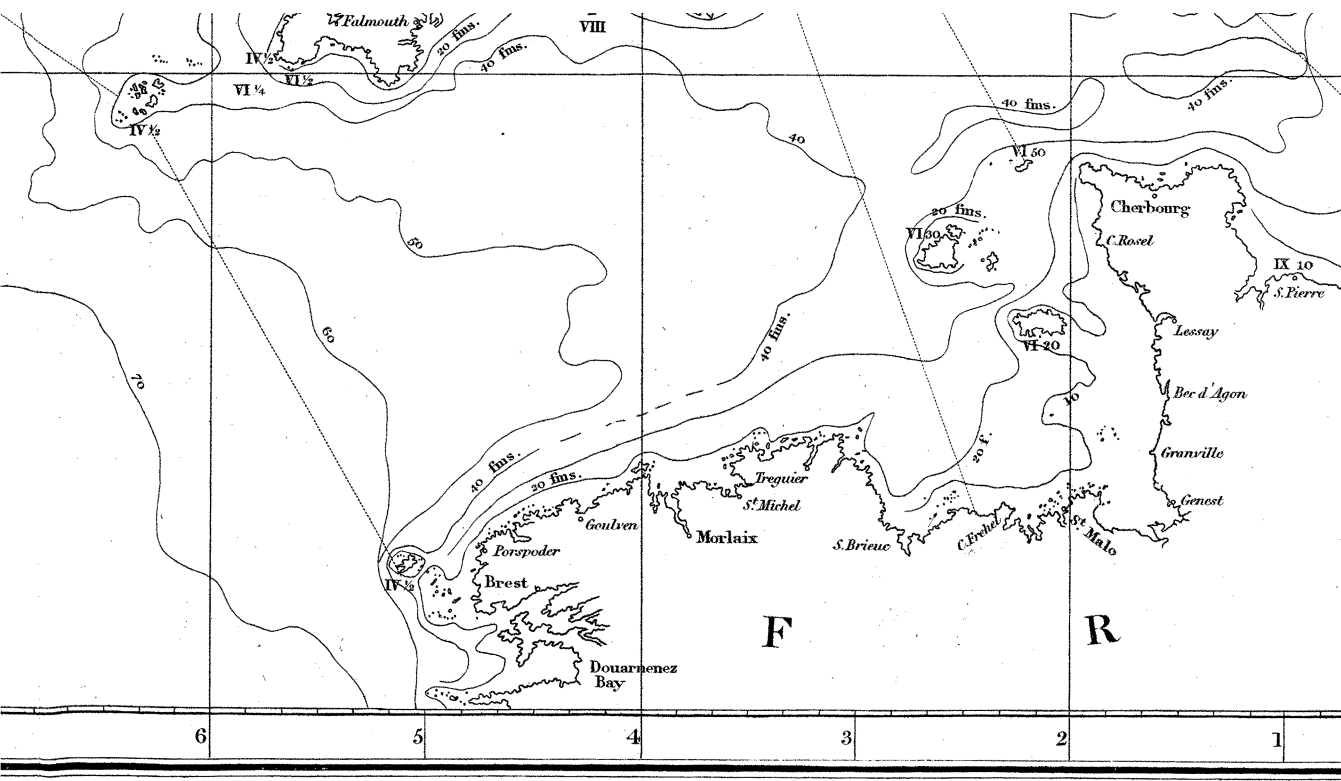


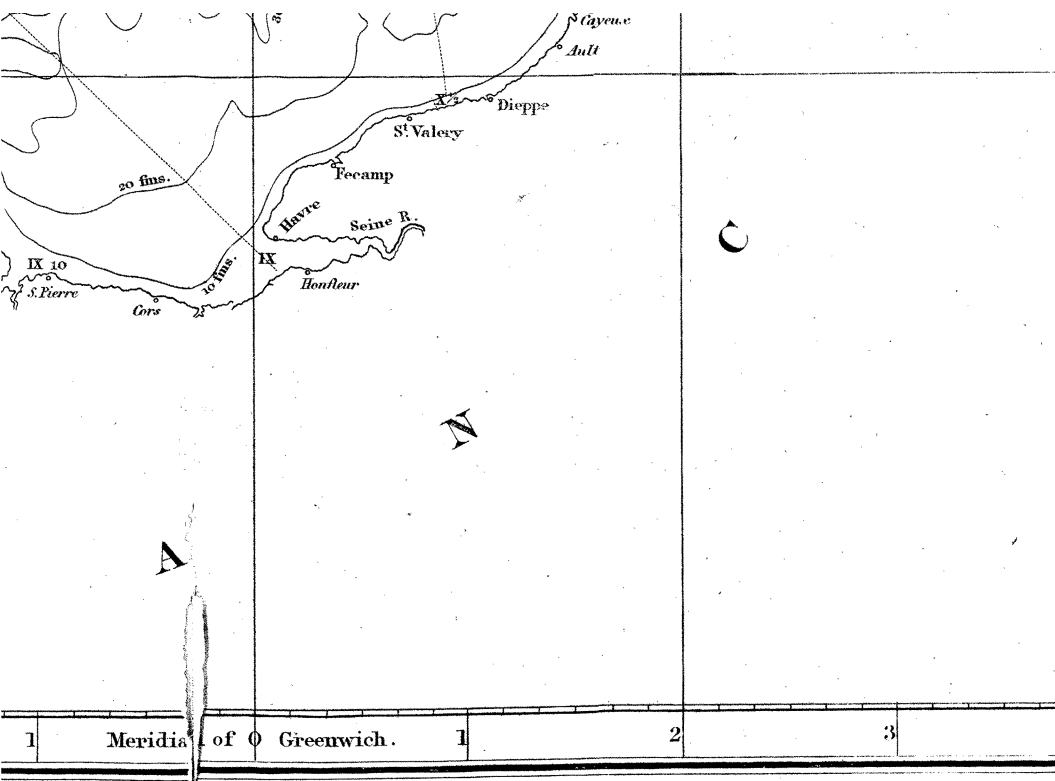








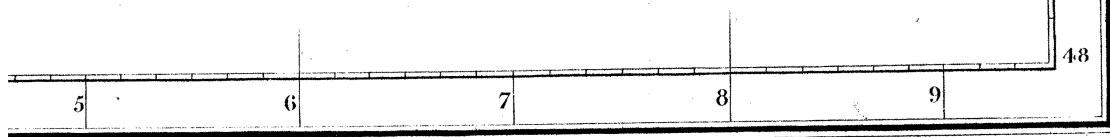


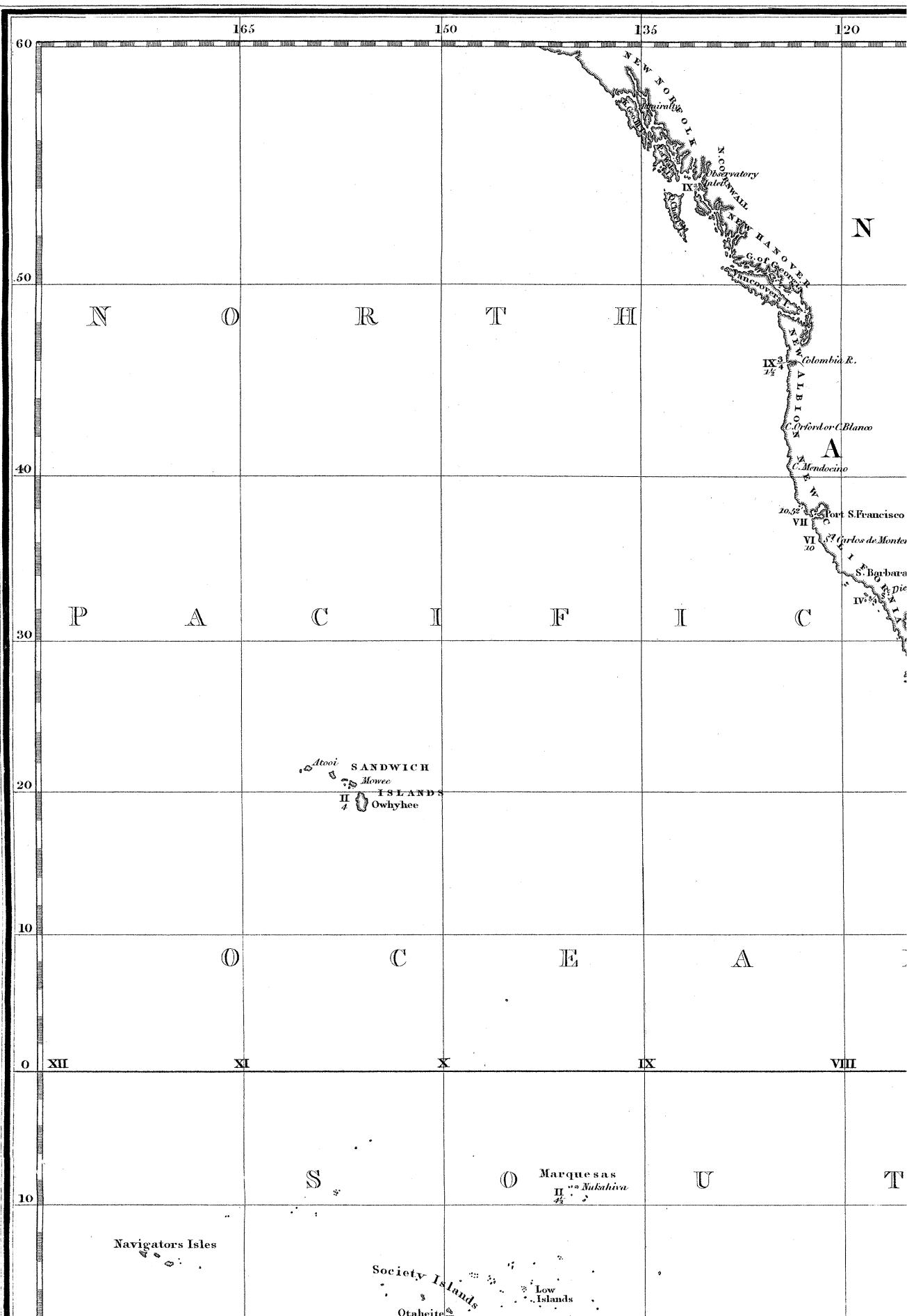


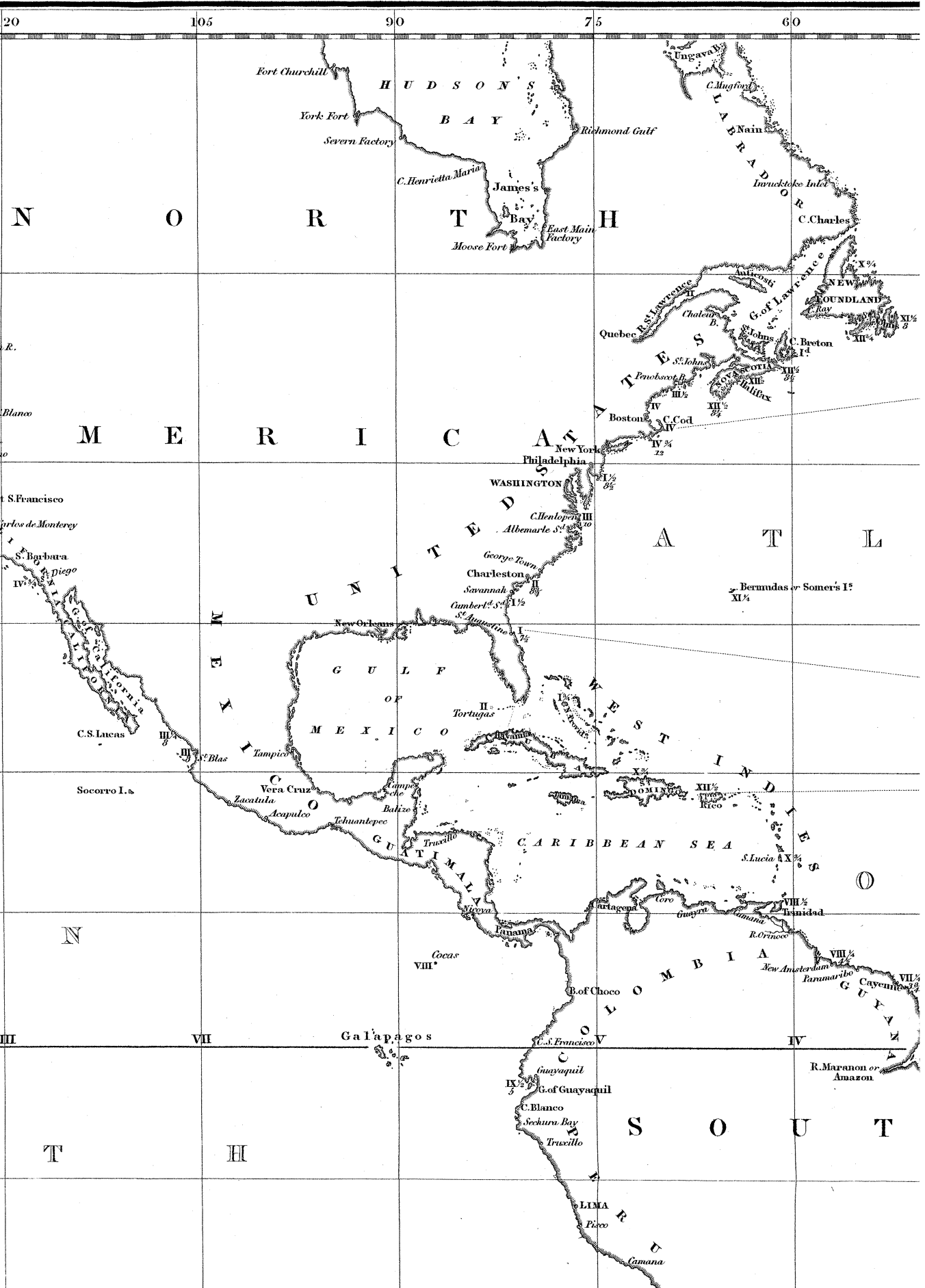
B  
To acc

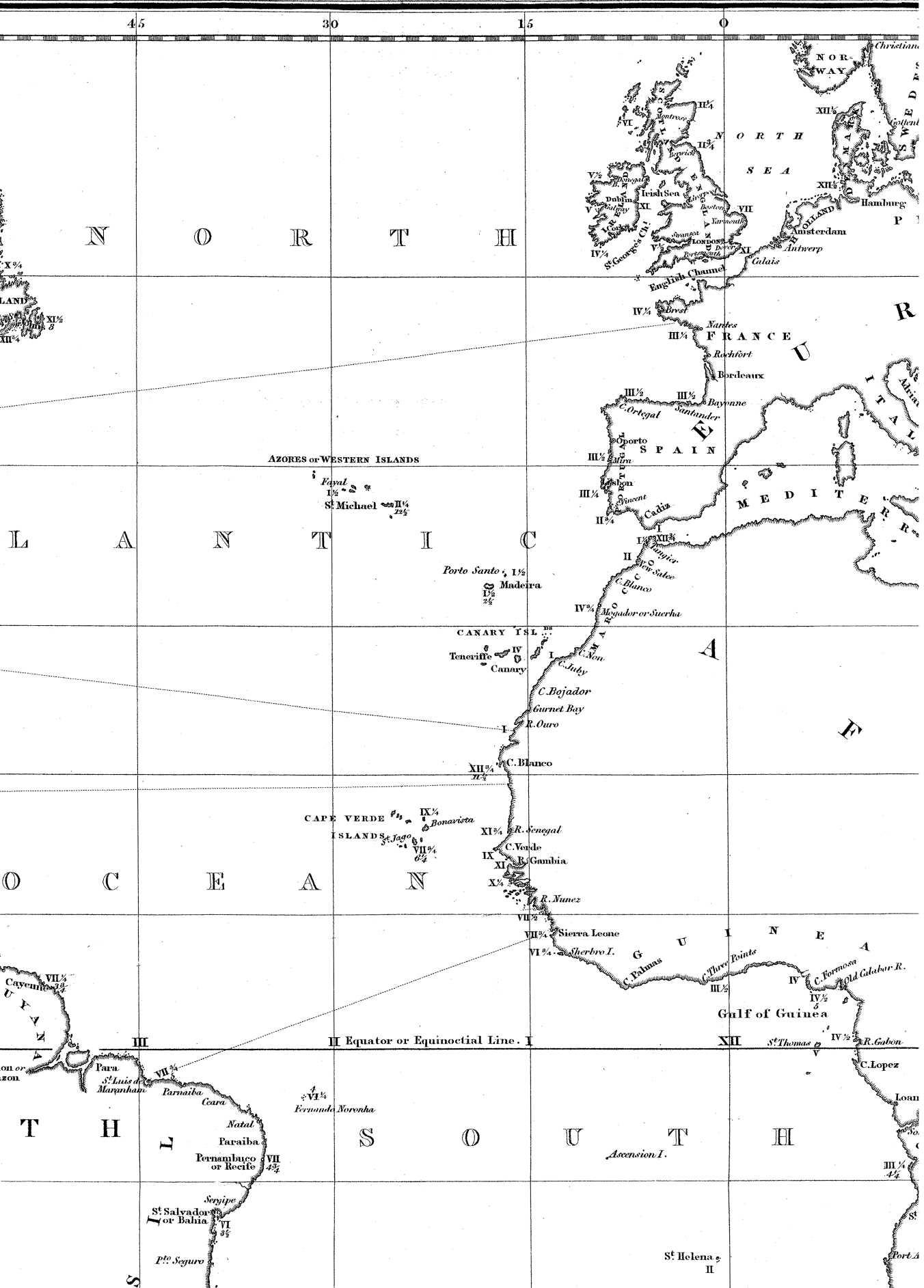
at the  
**BRITISH ISLES.**  
*accompany Mr Lubbock's Papers*  
on the  
**TIDES.**

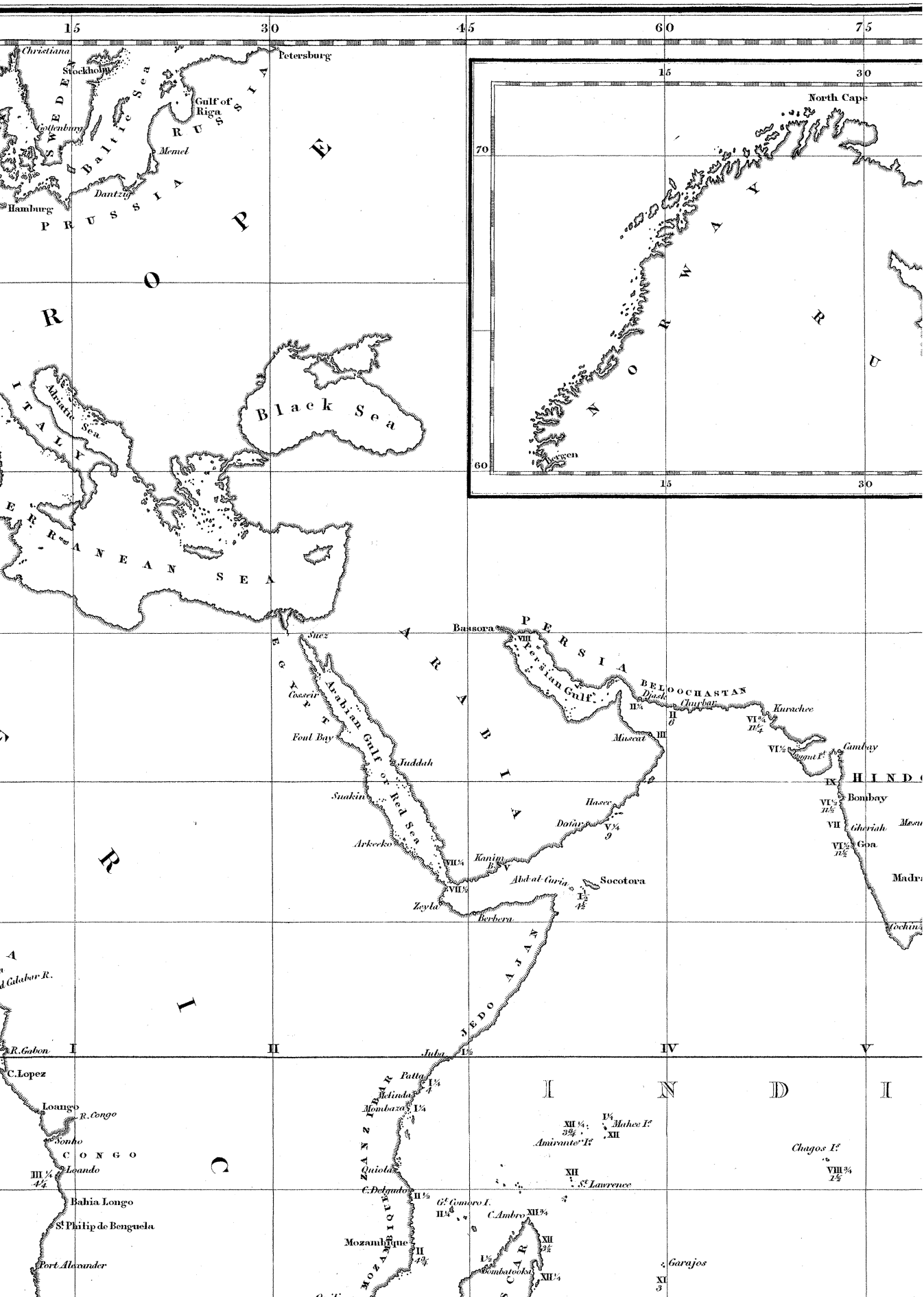
The Roman Figures shew the Time of High Water in Greenwich Time at new and full Moon.



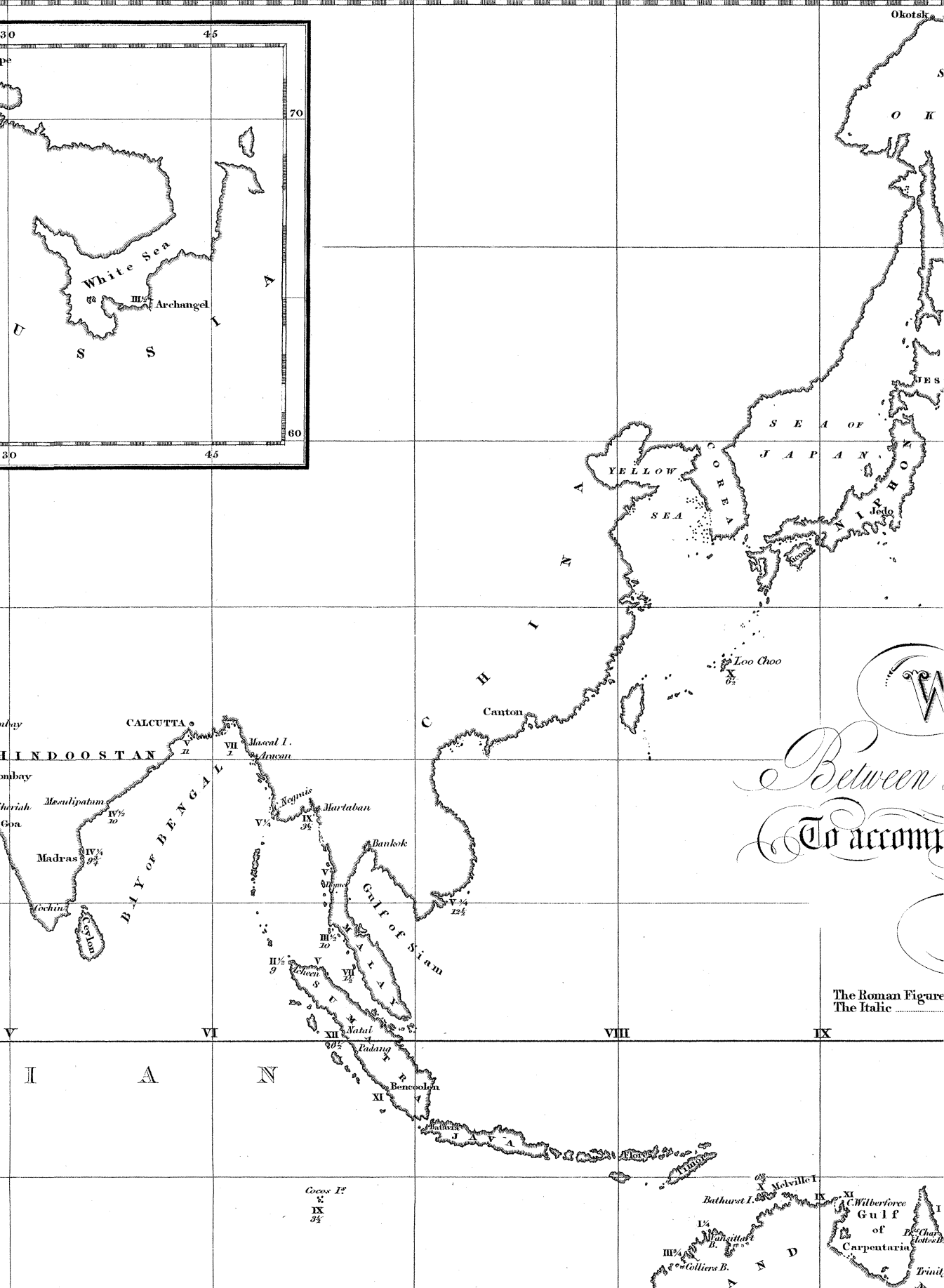
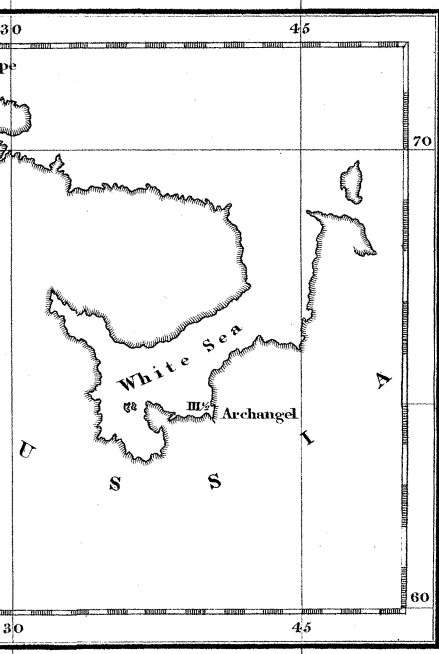








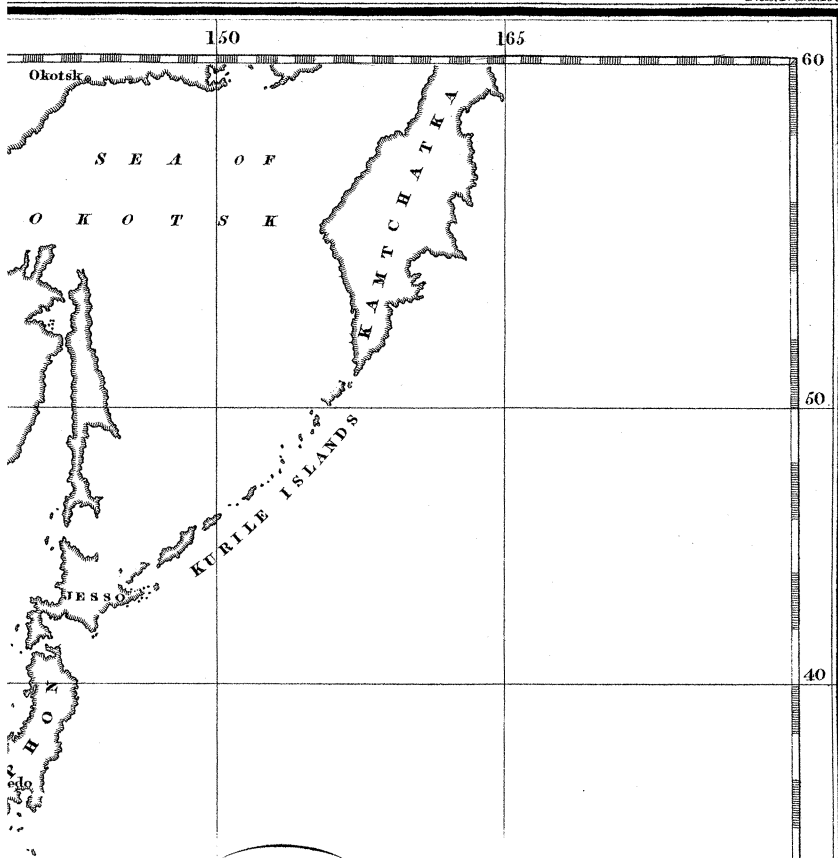
75 90 105 120 135



Between  
To accom

The Roman Figure  
The Italic





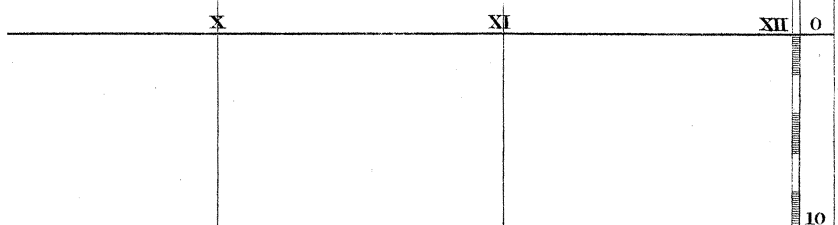
# CHART OF THE WORLD.

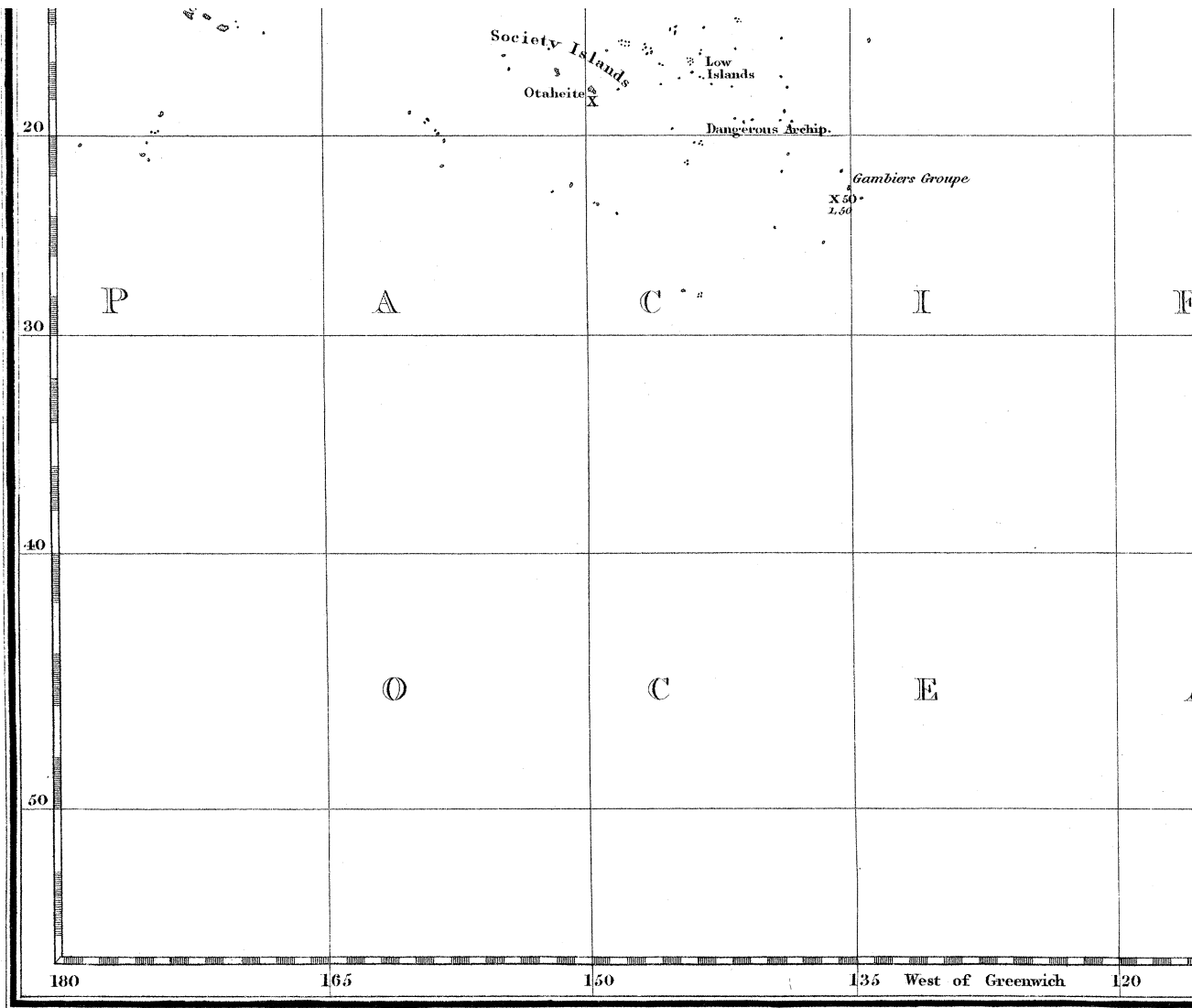
between the Latitudes of  $60^{\circ}$  N. and  $55^{\circ}$  S.

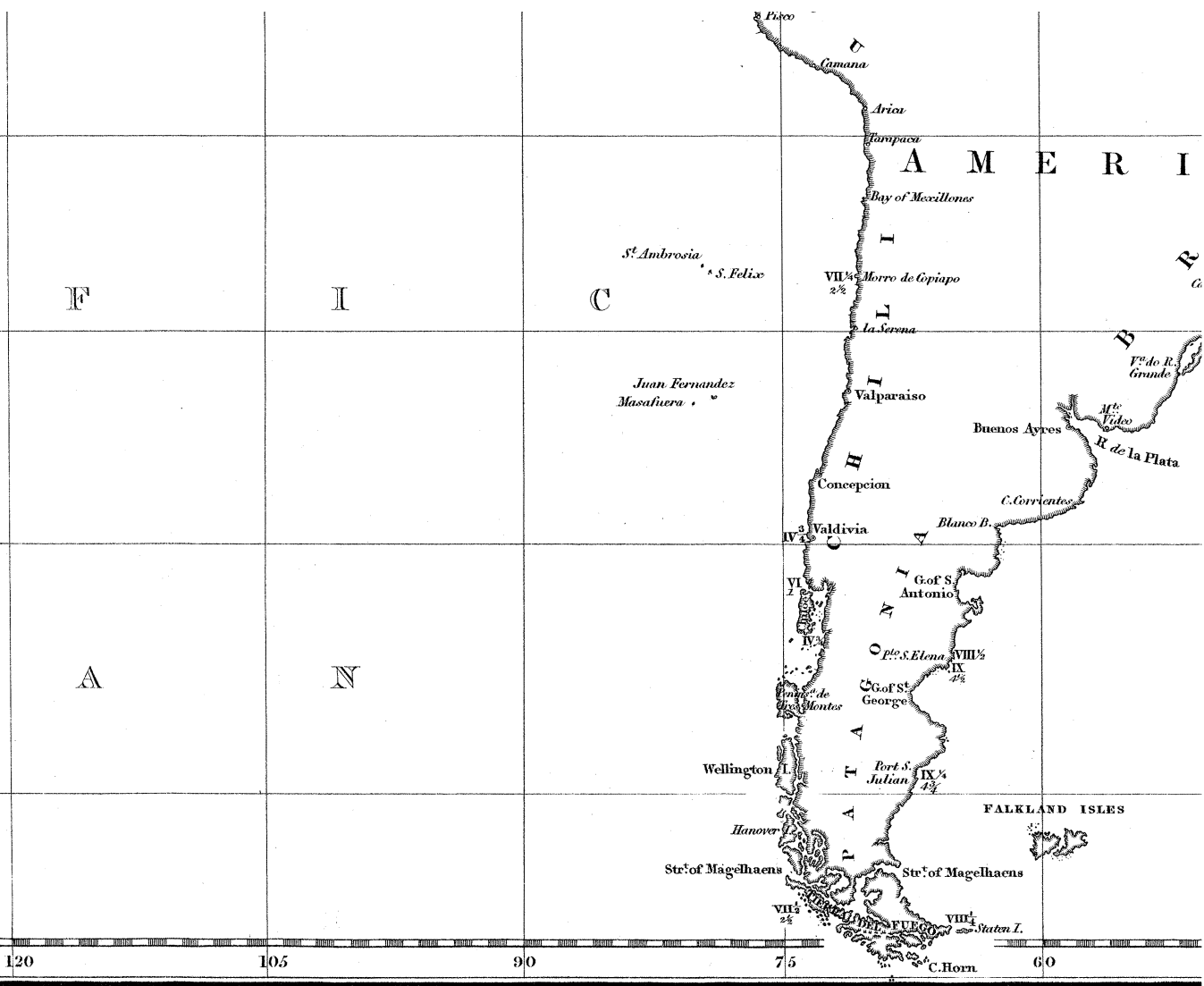
compared with Mr. Lubbock's Paper

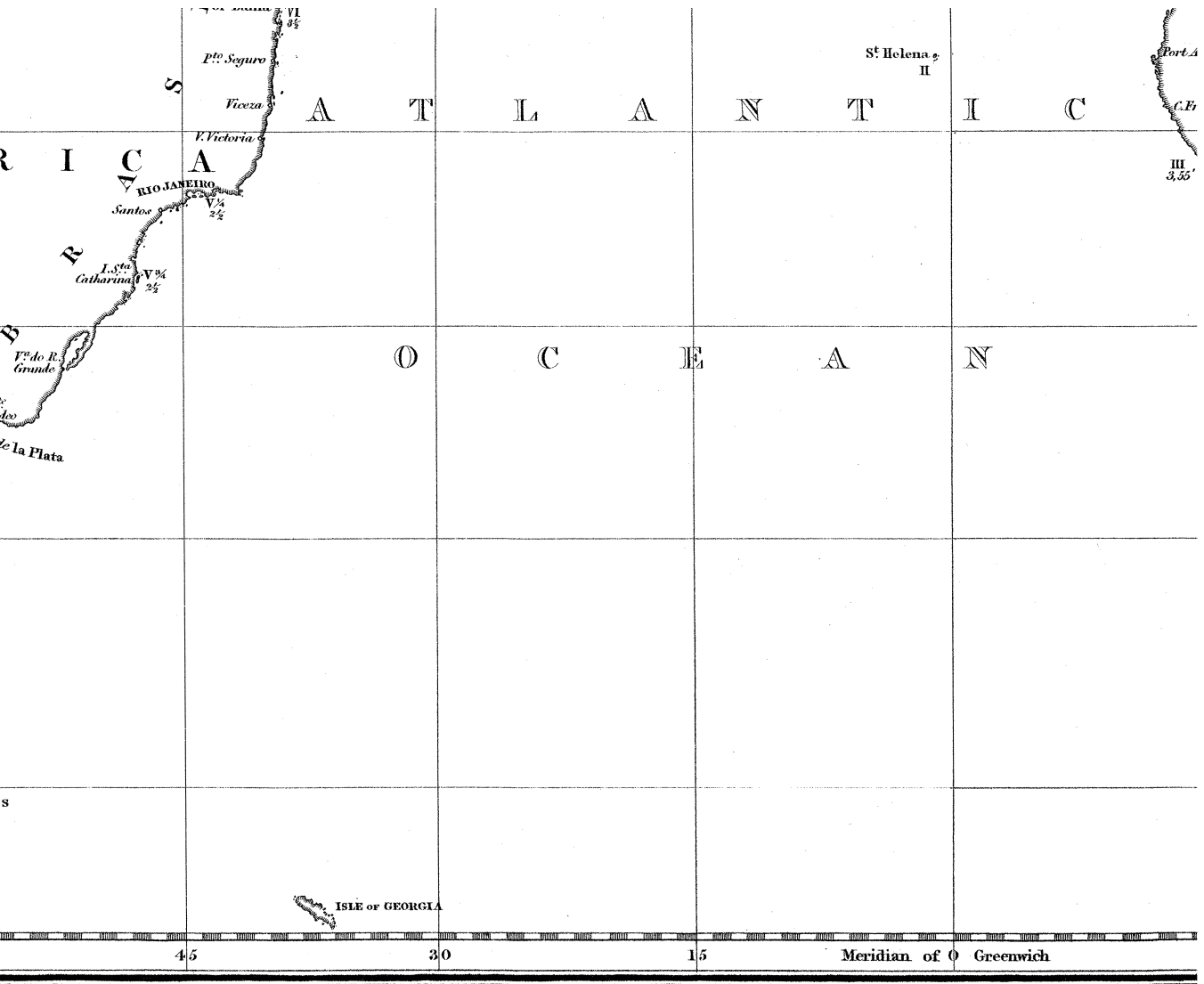
on the  
**TIDES.**

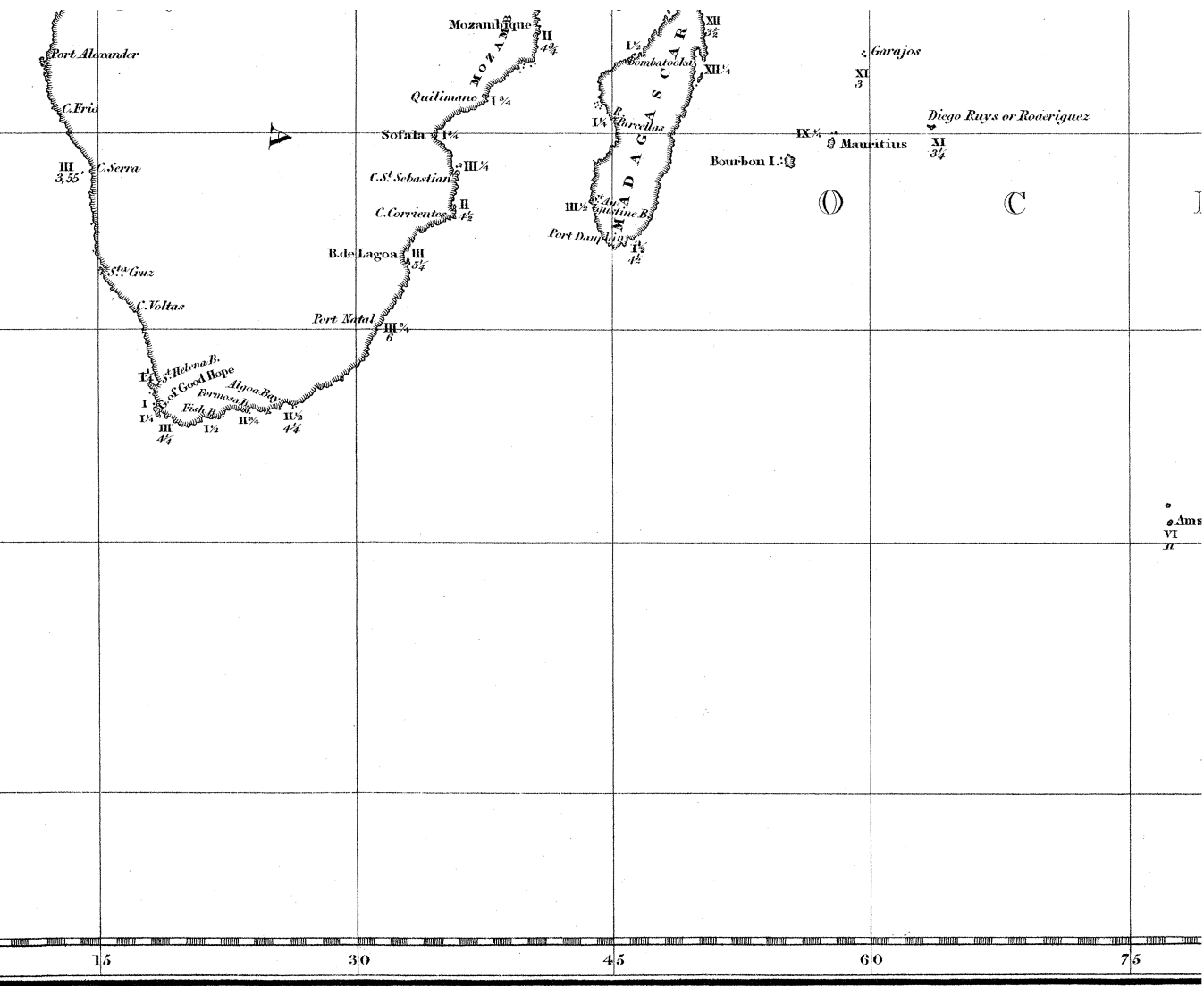
Small Figures shew the Time of High Water in Greenwich Time, at new and full Moon.  
The \_\_\_\_\_ at the Place.

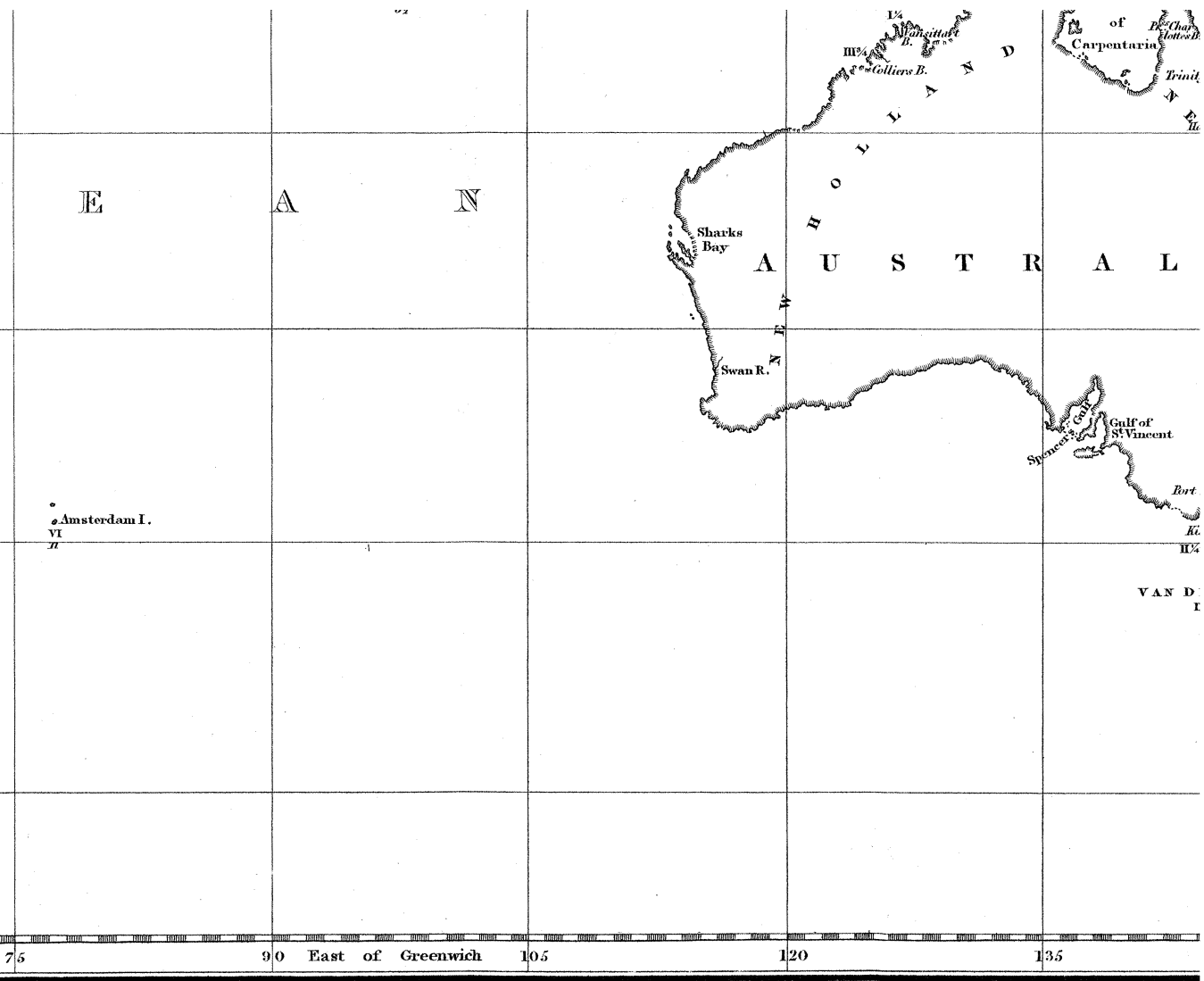
















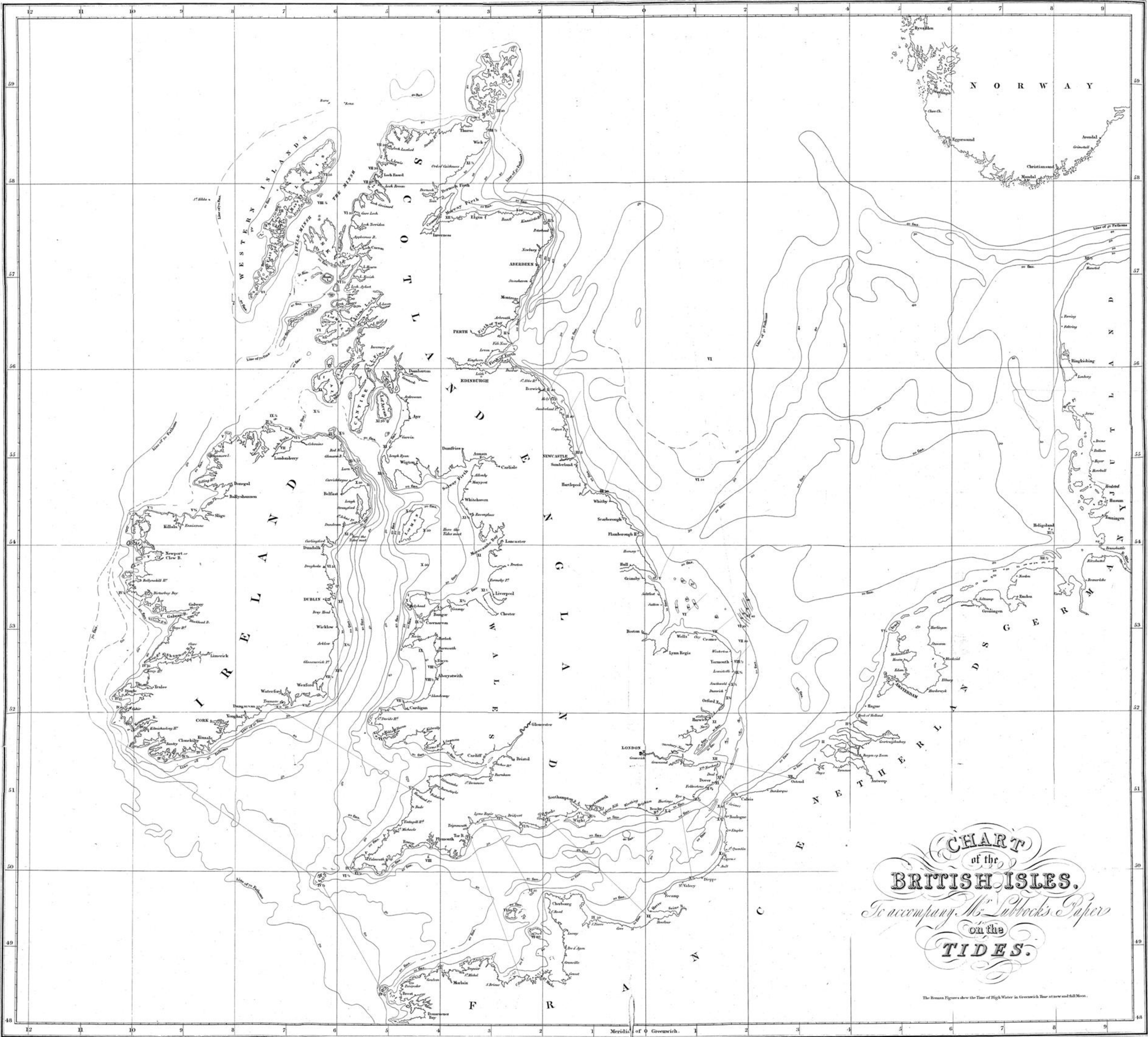
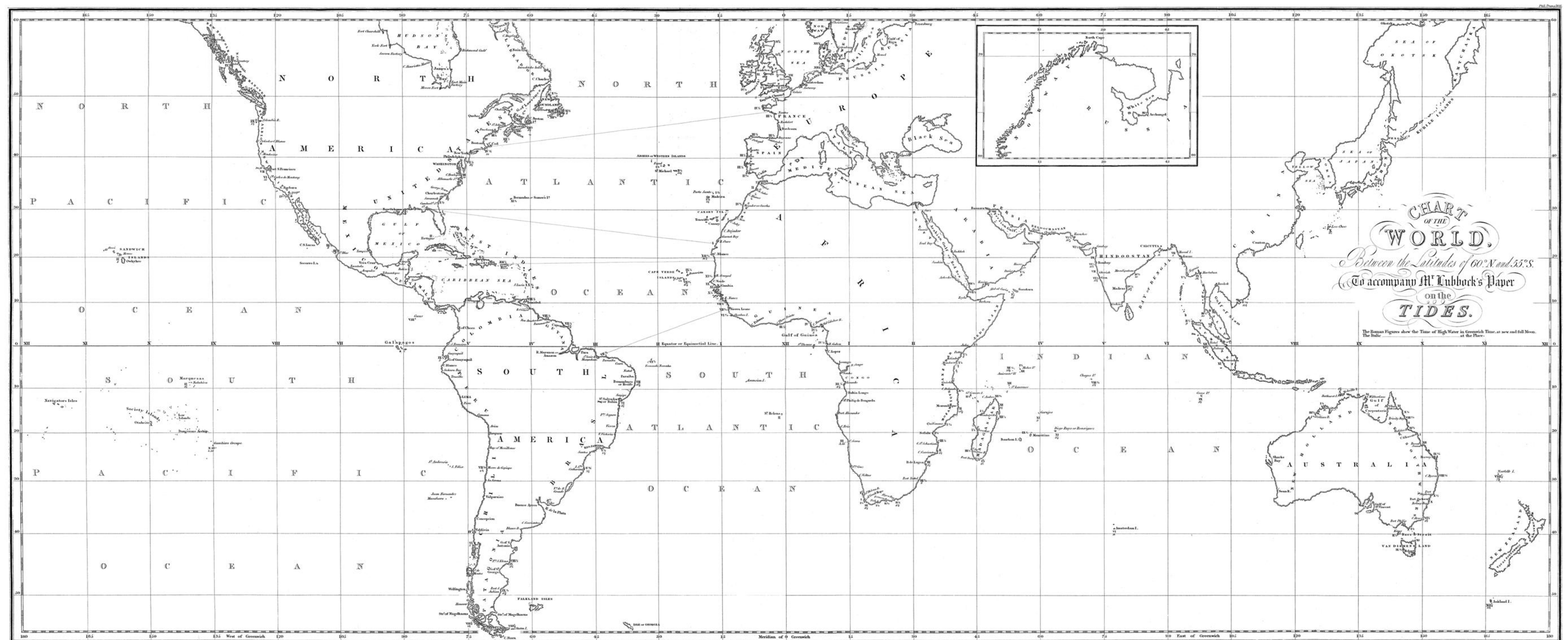


CHART  
of the  
BRITISH ISLES.  
*To accompany Mr. Lubbock's Papers*  
on the  
TIDES.

The Roman Figures show the Time of High Water in Greenwich Time at new and full Moon.





**CHART**  
OF THE  
**WORLD.**  
*Between the Latitudes of 60° N. and 55° S.*  
*To accompany Mr. Lubbock's Paper*  
on the  
**TIDES.**

The Roman Figures show the Time of High Water in Greenwich Time, at new and full Moon.  
The Italic at the Place.