

XXXIX. *Observationes Anatomico-Medicæ, de Monstro bicorporeo Virgineo A. 1701. die 26 Oct. in Pannonia, infra Comaromium, in Possessione Szony, quondam Quiritum Bregetione, in lucem edito, atque A. 1723. die 23 Febr. Pofonii in Cœnobio Monialium S. Ursulæ morte functo ibidemque sepulto. Authore Juſto Johanne Torkos, M. D. Soc. Regalis Socio.*

[See TAB. XII.]

Read May 23. 1751. I. **P**ARTUS hic bicorporeus fingulare exemplum exhibet admirandarum virium imaginationis maternæ in fœtum utero contentum. Mater enim hujus bicorporis, primis graviditatis suæ menſibus vel potius hebdomadis, attentius contemplabatur canes coëuntes, arctius coherentes, et capitibus erga se invicem quodammodo converſos, eosque sibi crebrius præfigurabat.

II. In partu, primum prodiit umbilicotenue Helenæ corpus; post tres demum horas editi sunt ejus pedes, cum adnexo corpore altero Judithæ. Helenæ corporis statura erat altior et rectior, Judithæ brevior et obliquior; et quamvis infra lumbos, a tergo, in unum corpus concretæ fuissent, attamen vultu et corporibus, semilateraliter, erga se fuerant conversæ, ut commode sedere, lentoque gradu procedere et recedere potuerint. Unus communis ipsis erat alvi exitus, intra duas nates, seu Helenæ dextrum et Judithæ sinistrum femur, situatus. Unam quoque habebant vulvam, intra quatuor pedes reconditam, ut dum erectis

erectis starent corporibus, ne vestigium ejus conspicuum esset. Quoad duos istos excretionum meatus, observatum est, quod, una excretionem alvi moliente, altera quoque nisum egerendi senserit; in reddenda vero urina, quælibet, diverso tempore, stimulos habuerit: quamobrem altera ad urinæ missionem sollicitata, altera subinde recessum negavit. Unde in juventute, utut alias semper semet tenerrime amarent et amplexarentur, sæpius altercationes inter ipsas exortæ, et alterutra aliam vel dorso injectam abripuit, vel colluctando eo, quo vellet, protraxit.

III. Anno ætatis sexto, Judithæ paralyfis totius partis sinistræ; obtigit ex qua affectione, utut convalescisset, per totam vitam suam debilior, tardior, et stupidior persistit; e contra Helena semper agilior, docilior, et formosior fuit.

IV. Prout diversa erant corpora, ita functionum vitalium, animalium, et naturalium, magna in utroque corpore, tam in sano quam ægroto statu, observata est differentia. Et quamvis variolas et morbillos uno eodemque tempore habuissent, reliqui tamen morbi eis non erant communes. Cum Judith sæpius convelleretur, Helena nec alterata nec debilitata fuit. Helena erat pleuritica. Judith benigniore febre laboravit: alterâ tussi, catarrho, colicâ afflictâ, altera sana exstitit. Hinc etiam quælibet, pro suo diverso statu, diversis medicamentis tractabatur: phlebotomia autem semper in saniore et vegetiore celebrabatur.

V. Anno ætatis decimo sexto, menstrua comparuerunt, quæ deinde per totam vitam, non tamen æquali tempore, modo, et quantitate succedere. Subinde alterutra majores hinc sensit molestias; Judith vero crebrius convellebatur, variisque hysterisis et pectoris affectionibus obnoxia fuit.

VI. Anno ætatis vicesimo secundo, seu A.C. 1723. die 8 Febr. Judith fortiter convulsa est, postea comatosa, usque ad mortem, quæ die 23 Febr. mane contigit, perstitit. Intra hos dies Helena febricula laboravit, eique accesserunt crebriores lipothymia, quibus tandem ita debilitata est, ut integra quamvis mente et loquela, subito, tribusque horæ minutis prius quam Judith, in agonem inciderit: postea vero ambæ, post brevem agonem, uno ferme momento expiraverint.

VII. Corporibus post mortem dissectis, reperta sunt in quolibet corpore viscera singula: In Helena omnia sana; in Judithæ thorace vero cor nimis magnum, fortissimo pericardio velatum, et pulmonum dexter lobus putridus: Arteria aorta et vena cava ex utroque corde descendentes, antequam arteriæ et venæ iliacæ ex iisdem emergerent, inflexæ coadunabantur, et unam arteriam aortam, unamque venam cavam, e corde uno ad aliud procedentes seu reflexas, præsentarunt. In abdomine utrinque viscera omnia sana et integra. Quodlibet corpus suum habuit hepar, splenem, pancreas, renes, vesicam, uterum cum ovariiis, tubis Fallopiæ, et portione vaginæ, quæ utrinque concurrentes unam communem vaginam efformarunt. Partes genitalium externorum, præter commune orificium vaginæ, cuilibet erant propriæ, velut clitoris, nymphæ, orificium urethræ; alæ seu labia utrinque ad perinæum concurrentia fossulam navicularem densiorem constituerant. Ventriculus cum intestinis, in utrâque, naturaliter erant situata; intestina recta autem utrinque ad os sacrum reflexa et coalita, unum satis amplum et communem canalem constituerunt: os sacrum ad secundam divisionem

concretum erat, et unum corpus efformando, in uno utrique ossi sacro communi, osse coccygis, terminabatur.

Ex prærecensitis, sicut causa diversitatis actionum et functionum patet, ita etiam ex arteriarum aortarum, et venarum cavarum, intestinorum quoque rectorum et vaginarum uteri, compagine, coadunatione et harmonia, apparet ratio conformitatis et disparitatis morborum, synthanasiæ, communis nifus egerendæ alvi, possibilis imprægnationis alterutrius, vel fors utriusque virginis, uno eodemque coitu.

Hæc omnia conquifivi et retexui, partim e relationibus fide dignis autoptarum; partim ex ephemeridibus B. Caroli Raygeri, socii mei, qui, dum viveret, medicum cœnobii dicti ordinarium agebat; partim ex libro cœnobiali, cui B. Vir formulas medicamentorum inscripserat. Dab. Posonii die 3 Julii 1757.

Justus Joannes Torkos,
Eques Pannonius, Medic. Doct. et
Liberæ Regiæ Civitatis Posonien-
sis Physicus ordinarius.

The interval between the reading of this paper before the Royal Society, and the present publication, was occasioned by the long indisposition, and afterwards death, of their late President Martin Folkes, Esq; who having taken it to his house, with a view of collecting and adding to it some further particulars, it could not be found after his decease. But Dr. Torkos, the writer, being again applied to, immediately transmitted the copy of it
printed

printed above: and, in order to supply in some measure the want of what Mr. Folkes's extensive reading and industry might have furnished the public with, in relation to so very remarkable a fact, the following accounts, printed and manuscript, are subjoined as a supplement to the preceding article.

*Extract of a Letter of William Burnet, Esq; F.R.S. eldest Son of Dr. Gilbert Burnet, Lord Bishop of Salisbury, to Dr. (afterwards Sir) Hans Sloane, dated at Leyden, May 9. 1708. N. S. **

“ S I R,

“ **I** Send you inclosed the print of a wonderful
 “ union of two twin sisters, who are at this
 “ time to be seen at the Hague. I saw them, and
 “ observed all, that I could think tended to explain
 “ the appearance. They are Hungarians, as the
 “ lines under the print will shew you. There is
 “ there an exact enough description of their condi-
 “ tion; only I may add, that in fig. 1. the urinal
 “ passage is between the two foremost thighs, as
 “ they are in the print. The same is true of the
 “ anus in the 2d figure, in such manner, that the
 “ situation of these parts is the same to outward ap-
 “ pearance as naturally, with this difference, that
 “ they are between two different bodies here, where-
 “ as in the course of nature they are between the
 “ two parts of the same body. It seems probable,

* Original Letters to Sir Hans Sloane, Bart. vol. A--B. in the British Museum.

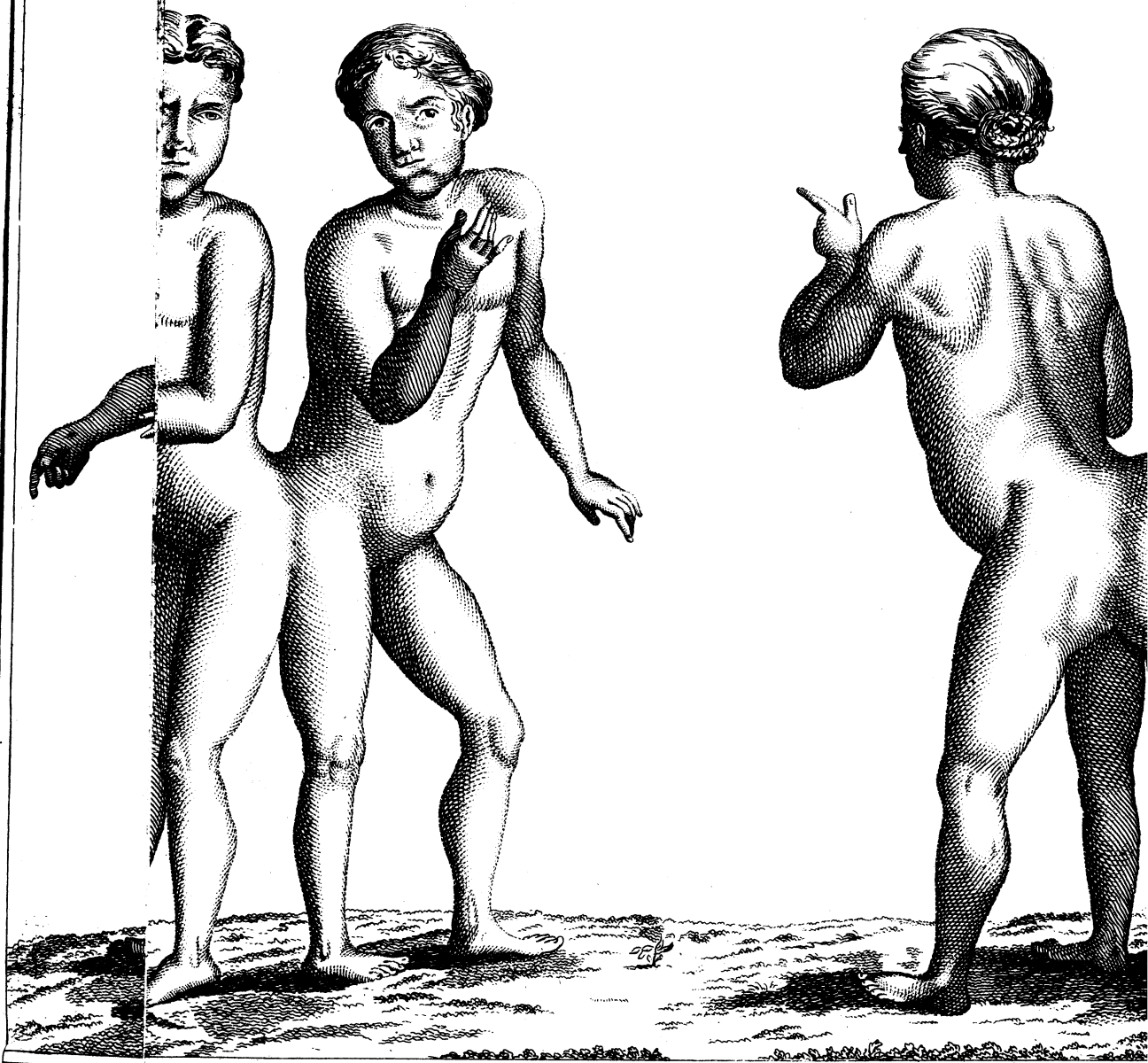
“ that their parts are distinct; but that the most
 “ remote labia of each are outwardly visible, and
 “ the two contiguous ones are within. There seems
 “ to be no cheat in the thing; and the skin, where
 “ they are joined, is perfectly smooth, without any
 “ scar. They are now about six years old. They
 “ speak French and High German. They are very
 “ full of action, and talk one more than the other.
 “ When one stoops to take up any thing, she carries
 “ the other quite from the ground; and that one
 “ of them often does, being stronger as well as more
 “ lively than the other. They have not their feeling
 “ common any where but in the place of their con-
 “ junction. This is all I can say about it. If you
 “ think it worth while, you will do me an honour
 “ in giving the print, and the substance of this ac-
 “ count, to the Society; to which, tho’ an unworthy
 “ member, I would be proud to be capable of any
 “ service.”

This letter was read to the Royal Society on the 12th of May 1708 †; and the print mentioned in it produced; which, being now become extremely difficult to be met with, is thought proper to be engraved again, and inserted here. See TAB. XIII.

Soon after the date of Mr. Burnet’s letter, the twin sisters were brought to England, and publicly shewn in London, as appears from the following MS. note in a copy of the print bound up by the writer with Fortunius Licetus *de Monstris* ‡, edit. Am-


† Journal, vol. xi. p. 143.

‡ In this treatise, L. 2. p. 80. is the following passage: *In pago Rorbachio non procul Heydelbergâ, Paræi etiam relatu, gemini utriusque sexûs obversis tergoribus annexis orti sunt.*



Corporum sic concrevere Sororum,
 Non divina dissocianda manu.
 SÆONRIA est, vicus CAMORE conterminus Arci,
 Quæ iam Lunæ paruit Imperio.
 Amplexibus HELENAM Lucina priorem,
 Horde tribus nata IUDITHA fuit..

Exitus Urinæ patet unicus
 Observant numerum cæ
 Misit ad Ignotos tenuis Fort.
 Ne pereat tantæ Fam.
 Inter Iora Latent, neqVe Vnt.
 EXIgVo totVM CorpVs i



*unicus, unicus alvo,
um cætera membra suum.
is Fortuna Parentum,
Fama stupenda rei.
VeVnt abstrVsa VIDerI:
rpVs In ære patet.*

J. Mynde f.

stelod. 1665. 4to. in the possession of Thomas Wilbraham, M. D. F. R. S. "*Londini 14 Junii 1708. " has vidi gemellas (plus annis sex natas) quarum " forma et vivacitas elegantior et vegetior quam " pictura et descriptio.*"

Another account of them by an eye-witness in London is in a manuscript volume among those of Sir Hans Sloane, Bart. in the British Museum, intituled, *A short History of human Prodigies and monstrous Births, of Dwarfs, Sleepers, Giants, strong Men, Hermaphrodites, numerous Births, and extreme old Age, &c.* The name of the writer was James Paris du Pleffis. In p. 39. under the Title *Two Sisters conjoined*, he gives a drawing of them, and the following description: " These two monstrous " girls were born at Szony in Hungary in the year " 1701. They were born conjoined together at the " small of the back. I asked the father and mother, " if they could not be separated one from the other? " but they answered, No; because the urinary and " fœcal vessels and passages were so united, as to have " but one issue for the urine, and another for the ex- " crements, betwixt both. They were brisk, merry, " and well-bred: they could read, write, and sing very " prettily: they could speak three different languages, " as Hungarian or High Dutch, Low Dutch, and " French, and were learning English. They were " very handsome, very well shaped in all parts, and " beautiful faces. Helen was born three hours be- " fore her sister Judith. When one stooped, she " lifted the other from the ground, and carried the " other upon her back; neither could they walk " fide

“ fide by fide. They loved one another very tenderly. Their clothes were fine and neat. They had two bodies, four sleeves; and one petticoat served to the bodies, and their shifts the same. When one went forward, the other was forced to go backward.”

A later and more particular account is contained in p. 41, & *seqq.* of a book very seldom met with in this country, being printed at Vienna in 1729. intituled, *Gerardi Cornelii Drieschii Historia magnæ Legationis Cæsareæ, quam Caroli VI. auspiciis suscepit Damianus Hugo Virmondcius, &c.* The following extract, tho’ long, will not probably be thought unentertaining.

“ Sunt in comitatu Commaroniensi in terris illustrissimi Zichii (pagus Hungaris Szony dicitur) à parentibus colonis, quibus sua vita constat, dum hæc scribo, anno 1701. vii calendas Novembreis procreatæ in lucem duæ filiæ gemellæ, posticâ parte, quâ spina dorsi desinit, concretæ, sic ut altera alteram sequi, quod se cunque vertat, cogatur : cætera haud deformes aspectu, nisi concretio illa corporum prodigium efficeret. Binæ singulis manus, totidem pedes, et capita, necnon corpora : suus membris omnibus usus ; rationis multò etiam, quod mirere, certior ; ut, si sedentes solum videris, neque sciveris, hic monstri notare nihil valeas. Majori natu, quæ lucem citius aspexit tribus horis, Helenæ, minori Judithæ nomen est. Hæc ante annos circiter tres stupore apoplectico tacta linguæ modicum ex eo ac bonæ mentis officium impeditum habuit, simplicitatem quandam ingenii
“ modo

“ modo ut redoleat. Illa animo semper integro at-
 “ que spiritu prædita eodem, pudicâ facie, non in-
 “ concinnis motibus, intuentium in se oculos ad
 “ misericordiam commovet, utpote quæ rationis
 “ planè compos, sororis tenerrimè amans, nec status
 “ ignara fui, duplicem miseriam tolerat, suam et
 “ istius. Ductæ sunt olim infantes per varias re-
 “ giones ac provincias, Germaniam, Angliam, Gal-
 “ liam, Italiam, Poloniam, Bataviam, Austriam, Mo-
 “ ravian, Hungariam, à medico Hungarico nomine
 “ Czufzio, qui easdem certâ pecuniâ ad tempus sibi
 “ a parentibus concreditas et elocatas, bonâ eorun-
 “ dem veniâ, paterno à solo âbduxit; unde trium
 “ gentium linguis, Germanicâ, Gallicâ, Hungaricâ,
 “ hodiedum etiam loquuntur; alias defuetudine
 “ usuque interrupto, ætate præsertim nondum satis
 “ confirmatâ, omnino dediticere.

“ Dux Augustus Saxo Cizius inter purpuratos
 “ LXXII patres à constantia religionis, timore erga
 “ Deum et caritate in proximum notissimus, archi-
 “ episcopus Strigoniensis, veritus, ne frequentes hæ
 “ perignationes puellarum adhuc infantium inno-
 “ centiæ officerent, ac mores denique illarum, ut
 “ fieri non raro assolet, planè depravarent, pacto
 “ perfolutoque pretio à medico redemit, et revocatas
 “ domum ad suos virginibus à divâ Ursulâ nuncu-
 “ patis intra Posonium deinceps educandas commisit,
 “ necessariis ad hoc sumptibus benignè subministratis.
 “ Ingressæ non diu puerilem ætatem fuerant, nonuf-
 “ que illis annus agi cœptus currebat, quando harum
 “ in disciplinam virginum tradebantur. Hic legere
 “ primum ac scribere, ea, quæ ad fidem necessaria
 “ sunt, mente atque animo comprehendere; operas
 “ manuum

“ manuum exercere varias, acu præcipuè phrygionica
 “ pingere, denticulatas affabre fimbrias conficere, et
 “ cætera quæ sunt ejusdem generis, edoctæ fuerunt.
 “ Vidi ego ex illarum operibus aliqua, quæ magis-
 “ tras hâc in arte fecisse non pudeat. Receptæ autem
 “ sunt sacrum hoc in collegium anno secul ix. die xii.
 “ kalendas Aprilis, ibi xi mansionis, vitæ xix jam
 “ planè complerunt. Istuc divarum contubernium,
 “ quod adhuc constanter incolunt, nunquam postea
 “ deseruere. Addita illis è prudentioribus virago,
 “ quæ indefinentur adfit, quo velint, ducat, actioni-
 “ bus invigilet, de quibus respondere, ad aliosque
 “ referre, si necessum fuerit, aliquando possit. Ex
 “ hâc scire quæ cupiebam, remotis arbitris, nullo
 “ negotio percepi. Crediderat namque, quod res
 “ quoque erat, non curiositatis gratiâ, sed officii, ac
 “ boni publici causâ ista à me rogari: quare alios
 “ omnes secedere jussi, solus cum eadem remanens,
 “ ut quæ, junioribus præsertim aliquot præsentibus,
 “ accuratius explicare verecundia illam antea pro-
 “ hibuerat, majori mecum libertate communicaret.
 “ Partes, quas vel nominare pudor honestasque ve-
 “ tuit, per quas potus ciborumque fæces et reliqua
 “ corporis excrementa (sit verbo venia) ejicimus, non
 “ illis his, quibus nobis, constitutæ locis. Illis qui-
 “ dem, ubi nos eas habemus, occlusa sunt omnia;
 “ at infernè, quâ parte concretio illa corporum in-
 “ cipit, easdem obtinent utrique communes. Neque
 “ tamen cum necessitas alterutram premit ad exone-
 “ randum, exempli gratiâ, ventrem, altera se quoque
 “ sentit tam inutili pondere gravatam, ut satisfaciën-
 “ dum necessario naturæ sit: sed jam huic, jam isti
 “ istud imbecillitatis humanæ incommodum prefe-
 “ rendum

“ rendum est, fitque etiam, ut cum alvum purgat
 “ altera, alteri meatus sit urinarius aperiendus. Mu-
 “ liebria, quæ statis fœminas vicibus incommodant,
 “ non uno ambabus tempore veniunt. Otidui
 “ quandoque intervallo ac longiori disjuncta sunt.
 “ Dum dormit hæc, sæpe vigilat illa, et in alterius
 “ labore altera nonnunquam quiescit. Visa una po-
 “ tare est, aut cibo corpus reficere, cum aliud alii
 “ agebatur. Sedent, stant, ambulant, jacent semper
 “ unà, nec sine incommodo. Non permittit con-
 “ glutinatio ista corporum, hæc uti actiones separen-
 “ tur. Si colloquuntur, obtortis faciem collis ob-
 “ vertunt. Suavia dant sibi, cum amant, et pugnis
 “ impetunt, cum furunt. Donec suæ utrique vires
 “ adhuc constabant, si forte exortæ inter illas ali-
 “ quando discordiæ essent, hæc, quæ se læsam magis
 “ credebat aut fortem, sublatam in humeros aliam
 “ alio asportabat. Veruntamen ingenio miti magis ac
 “ placido sunt quam incenso aut iracundo, et in com-
 “ munibus malis communem fidem, commune ro-
 “ bur adhibent, immissam sibi à Deo miseriam for-
 “ titèr sustinentes. Ante triennium in gravi secundò
 “ genitæ morbo, de quo nonnulla superiùs facta est
 “ mentio est, prior nata sacris omnibus munita ad
 “ mortem quoque feliciter obeundam disposita ab
 “ sacerdote fuit, quia medicorum pars potior credit
 “ alià extinctâ aliam haud posse longum amplius
 “ supereffe. Id quod probare ex hoc etiam laborant,
 “ quod quoties male uni sit, quamvis altera non
 “ eadem continuo ægrotatione teneatur, angustias
 “ tamen animi certas, hebetationem sensuum, et
 “ commotionem quandam viscerum in seipsa ex-
 “ periat. Equidem dubitandum minimè reor, quin
 Vol. 50. T t “ mon-

“ monſtroſa hæc bina corpora duplici mente ac ſpi-
 “ ritu regantur. Nam five cor faciamus, five cere-
 “ brum ſtatuamus animi ſedem, ex utrolibet idem
 “ nullo negotio evincitur. Adde tot actiones multi-
 “ plices, cogitationes rerum diverſas, ſenſa animi varia,
 “ quæ, ut aliud nihil fit, iſthuc pariter nos docent.
 “ Unum præcipuè hic admirandum venit, quod
 “ commemorare ſuperiùs memoriâ excidit; poſt
 “ prodigioſum videlicet hunc difficilemque partum
 “ natos eſſe matri alios liberos, ex eodem patre pro-
 “ creatos, ſanos et valentes, corpore, ſpecie ac forma
 “ integros, qui monſtri nihil admixtum habeant.”

XL. *Observations on the Origin and Uſe of
 the Lymphatic Veſſels of Animals: being
 an Extract from the Gullſtonian Lectures,
 read in the Theatre of the College of Phy-
 ſicians of London, in June 1755. By
 Mark Akenſide, M.D. Fellow of the College
 of Phyſicians, and of the Royal Society.*


Read Nov. 10, 1757. **I**T is proved, by a multitude of expe-
 riments, that the lymphatics com-
 municate with the blood-veſſels. They may be
 diſtended by blowing air, or by injecting water or
 mercury, into an artery: and the lymph, which
 they carry, is frequently, in a morbid ſtate, found
 tinged with a mixture of the red globules or craſſa-
 mentum of the blood. Upon this foundation two
 different

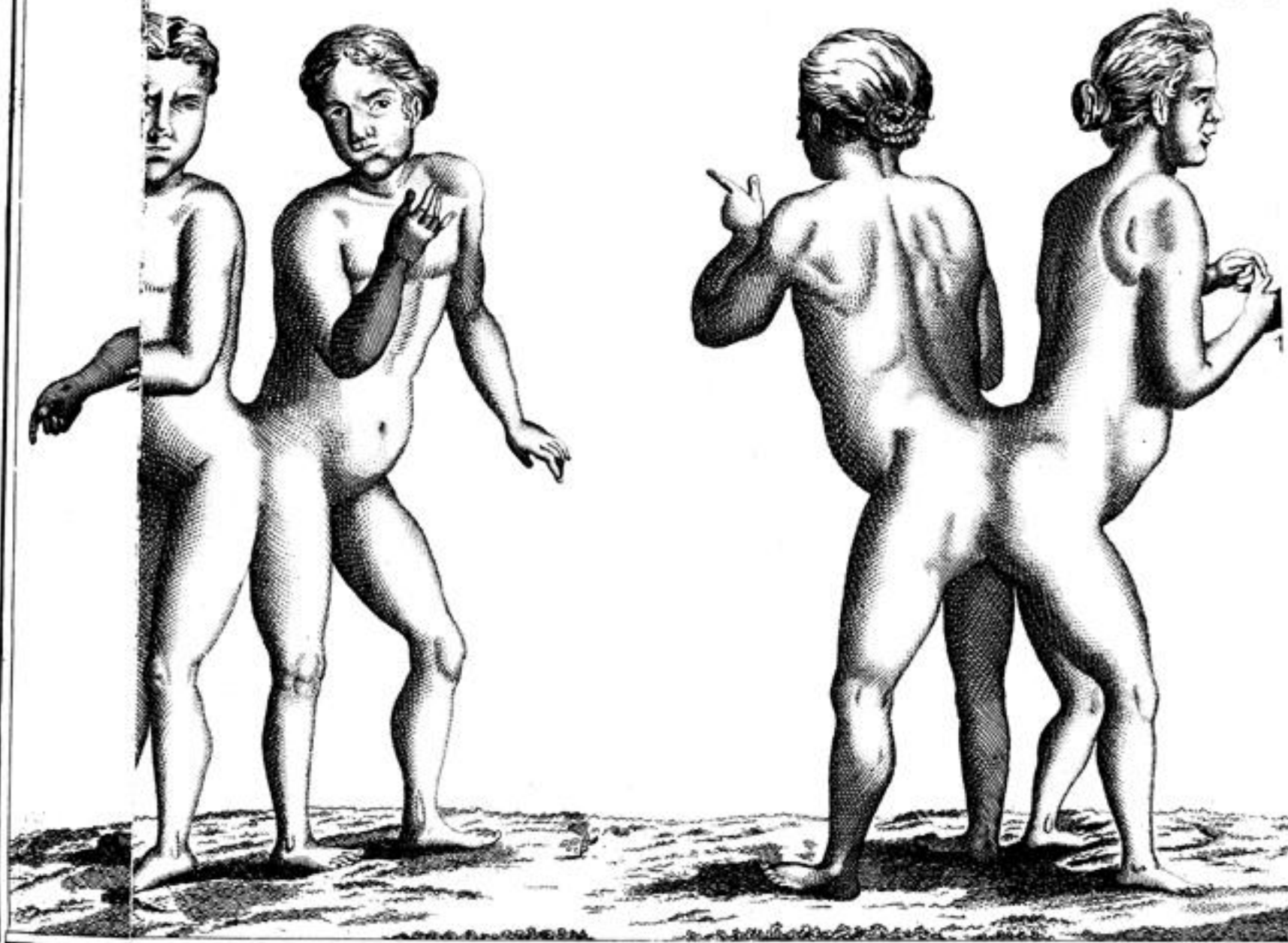
Helena

Judith

Judith

Helena





*Corpınarum sic concrevere Sororum,
Nondivina dissocianda manu.
SÆONria est, vicus CAMORE conterminus Arci,
Quæ iam Lunæ paruit Imperio.
Amplexibus HÆLÉNAM Lucina priorem,
Horede tribus nata IUDITHA fuit..*

*Exitus Urinæ patet unicus, unicus alvo,
Observant numerum cætera membra suum.
Misit ad Ignotos tenuis Fortuna Parentum,
Neu pereat tantæ Fama stupenda rei.
Interlora Latent, neqVe Vnt abstracta VIDERI:
EXIgVo totVM CorpVs In ære patet.*