

been dead many hours ; and the farmer assured me, that they always found these worms in this distemper, and knew of no method of cure.

I should have great hopes however, that fumigations, either with mercurials, as cinnabar, or with fætid, as tobacco, properly used, might prove of great service.

You have herewith the two species of worms, (See PLATE VII. *Fig. I. **) in order to be lodged in the repository of the Society, if it be judged requisite. I am, Sir, with the greatest respect to you, and the Society,

Lincoln's-Inn-Fields,
Nov. 6, 1755.

Your most humble servant,

Frank. Nicholls.

XI. An Account of some remarkable Insects of the Polype kind, found in the Waters near Bruffels in Flanders. In a Letter to Thomas Birch, D. D. Secret. R. S. from T. Brady, M. D. Physician to his Highness Prince Charles of Lorraine.

S I R,

Read Nov. 6, 1755. **T**HE plant, of which I send you the inclosed draught, is found in summer-time, in all sorts of ditch or stagnant waters : its colour is white, and its transparent body, when seen with the naked eye, is in length betwixt one and



*Fig. 1. * p. 248.*

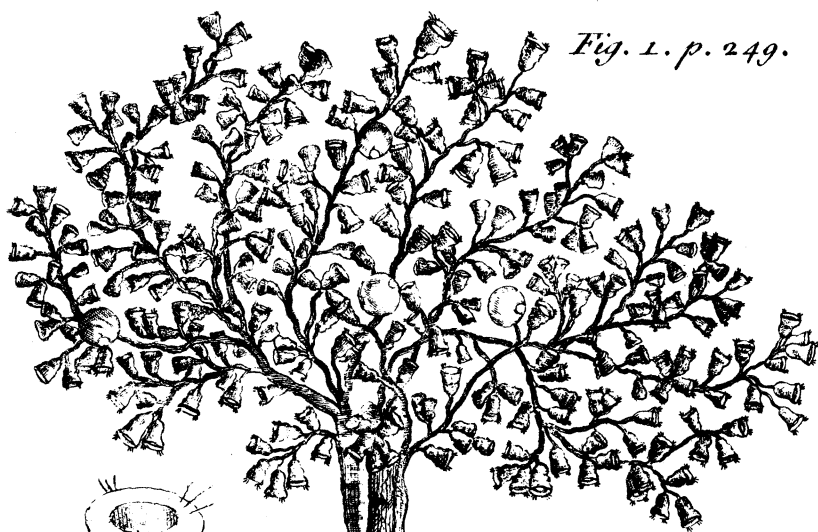



Fig. 1. p. 249.



*Fig. 4.
p. 249.*



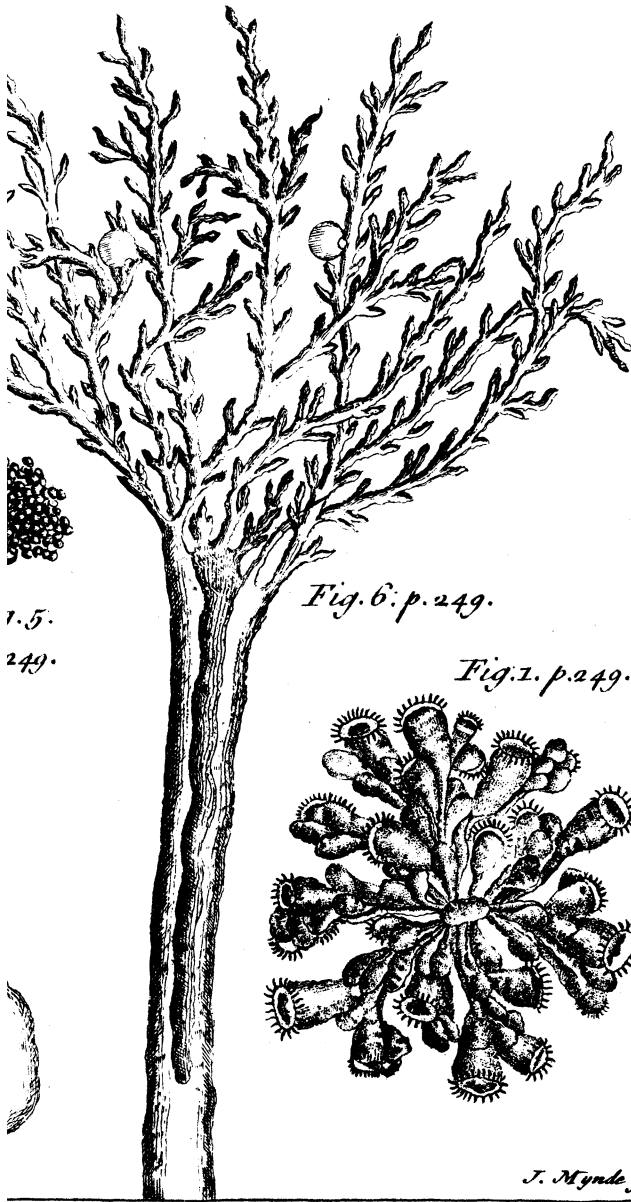
Fig. 3. p. 249.



*Fig. 2.
p. 249.*



*Fig. 5.
p. 249.*



1.5.
249.

Fig. 6. p. 249.

Fig. 1. p. 249.

J. Mynde sc.

and an half and two lines, but when view'd with a good microscope, whose focus is about eight lines, it appears as you see in PLATE VII. *Fig. 1.* with leaves, branches, and fruit, and indued with such sensibility, that at the least noise made in the room, or upon any thing's touching the table where your microscope stands, or the water in which it lies, it contracts itself with such activity and swiftness, that the eye cannot follow it in that motion, till it reduces itself into the shape you see it twisted in *Fig. 2.* The extension or dilation goes slower, and requires about half a minute before it comes to the form you see it in, like a grape, in *Fig. 5.* It can live in its own standing-water for eight or ten days, and then looks as you see it in *Fig. 6.* as most trees do in winter-time. It is remarkable, that the leaves, which are like bells, live some time after they fall, and retain that faculty of contraction and dilatation; and when you view them with our great magnifier, whose focus is about two lines, it appears as in *Fig. 4.* The trunk is as you see it in *Fig. 3.* The number of its branches are undetermin'd, but commonly found to be betwixt six and twelve. We have not tried, if it does not regenerate, when cut, like polypes: But one can see a vast difference betwixt it and the *Polype à bouquet*, of which Mr. Trembley makes mention. The other curious insect represented in *Fig. 1.* is found in the same standing-waters with the plant, and is seen with the naked eye, like a little flat round leaf, whose diameter is about one line and an half; but when put in a microscope, it shews a circle surrounded with crown'd heads, tied by small thin tails to a common centre, from whence

they advance towards the circumference, where they turn like a wheel, with a great deal of vivacity and swiftneſs, till they cauſe a kind of a vortex, into which you will ſee all ſmaller infects or bodies either attracted or driven, which probably ſerve as nourishment for thoſe little crown'd things, who in all appearance are, as well as the plant, a ſort of infects of prey, that live on ſmaller creatures. When one of thoſe little heads has wheel'd a while, it reſts, and another turns out; and ſometimes you will ſee three or four wheeling at a time. We have ſeen laſt year ſome much more regular, that formed an orderly circle, with their crowns to the circumference, and their thin bodies like ſo many radius's join'd to the centre. Their motion is all ſtrait towards the edge of the circle, and never to the right and left, as if every head had its proper limits to act upon. One Symoy, an optique inſtrument-maker, found the firſt of thoſe infects as he was ſearching for polypes; which gave me ſince an occaſion of examining ditch-water, where I not only found the plant, but the crown'd infect, and a good many other ſurpriſing little things, of all ſhapes and faſhions, of which I will take the liberty to ſend you an account.

Mr. Mitchell, the Britiſh miniſter for the congreſs at Bruſſels, ſaw thoſe curious infects, and obſerved, which we did not take notice of before, that the fruit of the plant, which reſembles an orange, has a kind of a chain about it, that turns as the crown does in the other infect. He took notice alſo, that the trunk or ſtock of the plant was its gut, or ſtomach; for he ſaw, that ſomething deſcended through it, as it
were

were through a gut. Besides it has no support of any fix'd point, but is always swimming in the ditch-water, and shews no great local motion. We saw other insects preying upon it, which resemble small hogs, and are excessive busy in eating of its leaves, which are probably the cause of its looking so bleak and withered when dead. I remain,

S I R,

Your most humble

Brussels, Sept. 20,
1755.

and obedient servant,

T. Brady.

XLI. A short Account of some new Astronomical and Physical Observations made in Asia; and communicated to Matthew Maty, M. D. F. R. S. by his Excellency Mr. Porter, his Majesty's Ambassador at Constantinople, and F. R. S.

Constantinople, May 17, 1755.

Read Nov. 6, 1755. **I** Send you inclosed the extract of a French letter I received from a person of great abilities, whose history I cannot immediately communicate to you. It was sent me by the consul of Aleppo. The author is perfectly versed in most branches of physics, as well as in the art of healing.



Fig. 1. p. 248.



Fig. 1. p. 249.



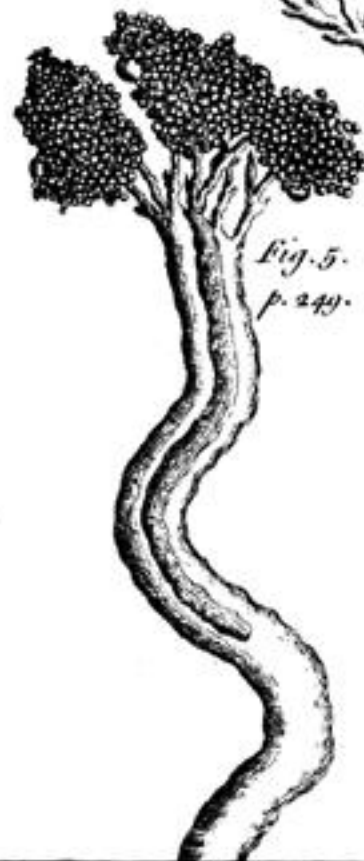
*Fig. 4.
p. 249.*



Fig. 3. p. 249.



*Fig. 2.
p. 249.*



*Fig. 5.
p. 249.*



Fig. 6. p. 249.



Fig. 2. p. 249.