

“The Parent-rock of the Diamond in South Africa.” By Professor T. G. BONNEY, D.Sc., LL.D., V.P.R.S. Received May 1,—Read June 1, 1899.

So much has been written on the occurrence of diamonds in South Africa that a very few words may suffice as preface to this communication. References to many papers on the subject are given in ‘The Genesis and Matrix of the Diamond’ (1897), by the late Professor H. Carvill Lewis,* and others have been published since that date.† It may suffice to say that the diamond, first discovered in 1867 in gravels on the Orange River, was found three years later in certain peculiar deposits, which occur locally in a region where the dominant rock is a dark shale, sometimes interbedded with hard grits, or associated with igneous rocks allied to basalt. These deposits occupy areas irregularly circular in outline, and bearing a general resemblance to volcanic necks. The diamantiferous material, near the surface, is soft, yellowish in colour, and obviously much decomposed; at a greater depth it assumes a dull greenish to bluish tint, and becomes harder. At the well-known De Beers Mine, near Kimberley, the works in 1898 had been carried to a depth of about 1,500 feet, and the diamantiferous material, for at least the last 100 yards, was not less hard than an ordinary limestone. It has a brecciated aspect, the dark, very minutely granular, matrix being composed mainly of serpentine (about four-fifths of the whole), and of a carbonate of lime (with some magnesia and a little iron). In this matrix are embedded grains of the following minerals:—Olivine, enstatite, smaragdite, chrome-diopside (omphacite of some authors), a brown mica, garnet (mostly pyrope, but more than one variety observed), magnetite, chromite, ilmenite, with several other minerals much more sparsely distributed.

Rock fragments are also present, variable in size, but commonly not exceeding about an inch in diameter, as well as in quantity. These, occasionally, but not generally, are rather abundant. In some cases they are chips of the neighbouring black shale, but in others they are greyish-coloured with somewhat of a porcelain aspect. The latter are generally sub-angular in form and externally banded or bordered with a darker tint; crystalline rocks have also been noticed, though these appear to be far from common, such as granite, diorite, and varieties of

* Edited by the present writer.

† Jules Garnier, ‘Geol. Soc. South Africa Trans.’ 1897, p. 91; H. S. Harger, *ibid.*, p. 124. See also W. G. Atherstone, *ibid.*, 1896, p. 76; L. De Launay, ‘Compt. Rend.’ vol. 125 (1897), p. 335. The last author, in ‘Les Diamants du Cap’ (Paris, 1897), gives a very full account of the mines, but an even better one will be found in Max Bauer, ‘Edelsteinkunde’ (Leipzig, 1896, p. 208).

eclogite.* As to the genesis of the diamond, more than one opinion has been expressed. Professor Lewis regarded the matrix as a porphyritic form of peridotite, once a lava, now serpentinised,† in which the diamond had been formed by the action of the molten rock on some carbonaceous material (probably the Karoo shale). Others regarded the matrix as a true breccia, comparing it with the agglomerates in volcanic rocks. But among the latter, some thought that the diamond had been produced *in situ* by the action of steam or hot water in a subsequent solfataric stage of the volcano, while others (including myself) held that it had been formed, like the garnets, pyroxenes, &c., in some deep-seated holocrystalline mass which had been shattered by explosions.‡

The specimens which I am about to describe were obtained at the Newlands Mines, West Griqualand; from 40 to 42 miles from Kimberley, almost due N.W. Here the workmen occasionally came across well-rounded boulder-like masses of rather coarsely crystalline rock, studded with garnets, which are sometimes about a foot in diameter. Specimens of these were found or obtained by Mr. G. Trubenbach, the London manager of the Newlands Diamond Mine Company, during a visit to the mines in 1897. His interest had already been aroused by picking up a specimen, presently to be noticed, in which some small diamonds occurred, very closely associated with a garnet; so the boulders were brought back by him to England. On careful examination a small diamond was detected on the surface of one of these. On breaking the boulder others were revealed. The most interesting fragment was sent by Mr. Trubenbach to Sir W. Crookes, who showed it to me. Examination with a hand lens convinced me that the rock could not be a concretion of the "blue ground," but was truly holocrystalline and allied to the eclogites. Sir W. Crookes generously waived his own claim to study the specimen, and obtained for me permission from Mr. Trubenbach to have slices cut from it. I gladly take this opportunity of expressing my gratitude to both gentlemen; to Sir W. Crookes, for allowing me to carry out this interesting investigation, and to Mr. Trubenbach for his great liberality in placing at my disposal a considerable suite of specimens (including other boulders) from the Newlands mines, and for the trouble which he has taken in affording me the necessary information.

* A. W. Stelzner, 'Sitzungsber. u. Abhandl. der Isis' (Dresden), 1893 (April), p. 71, calls attention to the fact that these show signs of attrition and that they range in size from a few cubic millimetres upwards, being sometimes large boulders. Among the materials (at Kimberley) he mentions both granite and eclogite.

† For the rock itself he proposed the name "kimberlite."

‡ In other words, that the volcano (as occasionally has happened) had ejected little or no lava or scoria, discharging only steam and hot water, with shattered rock. This view is held by Max Bauer, in 'Edelsteinkunde,' p. 225, which, however, I had not seen when this paper was written.

Prior to the discovery, just mentioned, one or two instances had occurred at the De Beers Mine of a diamond apparently enclosed by or projecting into a pyrope. One such, the garnet being the size of a rather large pea, is in the collection at Freiberg (Saxony), to which it was presented in 1892.*

The specimen found by Mr. Trubenbach at the Newlands mine, was a piece of blue ground, with a pyrope projecting from one angle. A small, apparently broken, diamond seems embedded at the top. The others (five) are well crystallised, two on one side, three almost in contact on the other. The pyrope (which has a kelyphite rim) seems to be indented by two, but to have once included the others, as they are in contact with the unaltered mineral. We were thus brought so far as to associate the diamond with the pyrope; though this proved no more than the presence of garnets in the parent rock of the diamond, and thus made the eclogite (already known to occur) highly probable, for, as observed by Professor R. Beck†, the specimen itself is blue ground. In confirmation of his statement I pulverised a fragment,‡ and find that the powder corresponds with the matrix of the blue ground when similarly treated. The latest discoveries enable me to complete the chain of evidence.

Eclogite Boulders containing Diamonds.

The first named, that containing several diamonds, is a fragment (perhaps from a quarter to a third) of a boulder, which probably was ellipsoidal in shape, two of the axes being nearly equal and the third distinctly the longest. We may infer that it was rounded from a roughly rectangular block, since the curved surfaces are slightly flatter in the middle parts. The axial lengths in the fragment (prior to removing a piece from one end) were approximately 4 in. by 3 in. by 2 in. The rock is coarsely granular, apparently composed of two green-coloured minerals, one darker than the other (possibly only different states of a single mineral), and of rich resin-pink coloured garnets, varying in size from a hemp seed to a pea, with slightly irregular distribution. The outer surface of the boulder, except for a very small "step" on one side, is smooth, the garnets barely, if at all, projecting. The latter are covered with a rather soft, dark skin, sometimes slightly thicker than the thumb nail, which often has partly fallen off. This, as can be seen on the broken surfaces, becomes less conspicuous in the inner part of the boulder, and is sometimes invisible to the unaided eye.

* A. W. Stelzner, 'Sitzungsber. der Isis zu Dresden,' 1893, s. 85, and R. Beck, 'Zeitsch. für praktische Geologie,' 1898 (May), p. 163.

† *Ut suprâ.*

‡ I could not advise Mr. Trubenbach to have a slice cut from the specimen, as I feared it might be injured, but he kindly detached a little fragment from the opposite end to that named above, which I have thus examined.

Two small diamonds are exposed on the curved outer surface, one about half the other about one-fifth of an inch from the edge of the cross fracture. On the latter surface, nearly an inch below the last named, three small diamonds appear to lie in a line touching one another, and near them are two others,* all four within a space about three-quarters of an inch square; an eighth diamond is about an inch and a half away (on the same face); a ninth, about one-fifth of an inch from the top edge; and a tenth occurs on the larger cross-fractured surface, but near to the edge of the other one. These diamonds are octahedra in form, generally with stepped faces—one, at least, apparently twinned—perfectly colourless, with brilliant lustre; the largest being quite 0·15 inch from apex to apex; the smallest not exceeding 0·05 inch. All seem to be embedded in the green part of the rock. As the outer part of the boulder looks rather more decomposed than the inner, I had a piece removed from one end, thus enabling me to study the mass to a depth of more than an inch from the surface, and examined a strip, about 4 inches long, in a series of five slices.

The late Professor Lewis has given, in the volume already mentioned, so full an account of the minerals which occur in the “blue ground,” that it will be needless on the present occasion to do more than refer to his descriptions,† only calling attention to any variations in the mineral constituents and their association in these eclogites. These constituents are:—

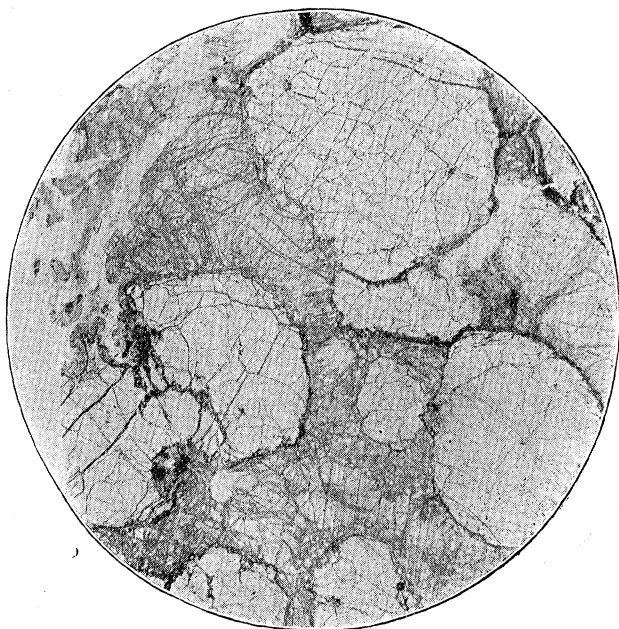
1. (*a*) *Garnet* (Pyrope).—In the slice these appear a light tawny or yellowish-red tint, retaining this tint (though much lighter) under the microscope.‡ They are generally clear, with frequent and irregular cracks, but are occasionally traversed by wavy bands of minute enclosures of a pale brown filmy mineral, which is rather irregular in outline, very feebly pleochroic, and gives with crossed nicols fairly bright polarisation tints. Similar minerals sometimes have formed along the cracks. They are probably mica, or possibly chlorite, and indicate incipient decomposition. The garnets towards the outside of the boulder, as already said, are enveloped in a “skin,” and the microscope shows that it usually exists inside, though there it is thinner. In the former case it is generally browner in colour and more distinctly crystalline, corresponding in cleavage, pleochroism, &c., with a mica of the biotite group; in the latter it is greener and more filmy with an aggregate habit and seems to project into the garnet. I regard it as due

* It is possible that these two form a twin crystal, but I think they are separate. As the point is unimportant, I have not attempted to clear away the matrix.

† We must also not forget the paper by Professor Maskelyne and Dr. Flight (*‘Quart. Journ. Geol. Soc.,’* vol. 30, p. 406), in which several of these minerals are described, analysed, and identified. In fact the authors ascertained everything that was possible with the materials then obtainable.

‡ Unless it is expressly stated, the use of a 1-inch objective may be assumed.

FIG. 1.—Section of the diamond-bearing eclogite. Pyropes with narrow kelyphite borders, and chrome diopside intercrystallised. The clinopinacoidal cleavage of latter visible in the lower part of the section.



to decomposition, a form of the well known kelyphite rim, sometimes a mica, sometimes a chlorite, possibly now and then associated with a little minute hornblende. In a few cases a "rim" is brown in the outer part and green within. The constituents tend to a parallel rather than a radial grouping. The garnets occasionally contain minute branching root-like enclosures grouped in bands. Though these act on polarised light, I regard them as empty cavities, and attribute this to diffraction.

(b) *Chrome-diopside*.—The mineral described under that name by Professor Lewis, and referred to by others as omphacite or sahlite. The individuals are sometimes about a quarter of an inch long. In thin slices it is a pale dullish green colour, inclining to olive; under the microscope, a pale sea-green, with a trace of pleochroism. It has one strongly marked cleavage, not however nearly so close as in ordinary diallage, and a second weaker, sometimes approximately at right angles to it.* On examining flakes, obtained by crushing, I find the strong cleavage to be clinopinacoidal and the other probably basal,

* One may give a general idea of their relative importance by comparing them to the columns and cross-joints in some basalts.

and obtain on a clinopinacoid an extinction of 35° with a prism edge. It is in fact identical with the pyroxene described by Professor Lewis* as chrome-diopside. In it (though rare) are small rounded enclosures of a greenish mineral aggregate much blackened with opacite. I regard them as alteration products of a ferriferous olivine. This diopside, at the exterior and along cracks, is often converted into a minutely granular to fibrous mineral, which gives a "dusty" aspect to that part of the crystal, when viewed with transmitted light, and a whitish-green one with reflected light. This often terminates in a minutely acicular fringe, piercing the original diopside. Its grains occasionally are a little larger, showing a cleavage, dull green in colour, fairly pleochroic, and having the extinction of hornblende. A process of secondary change, as in uralite, is no doubt indicated. Now and then a tiny film of brown mica occurs in this part or even in a crack in the diopside.

It is this alteration product which gives the mottled aspect mentioned above as visible to the unaided eye, so this is not indicative of a third important constituent in the original rock. In one of the slices the mica just named attains a larger size (about 0.03 inch across), has a fairly idiomorphic (hexagonal prism) outline, and is not restricted to the margin of the garnet. In this case it is generally associated with calcite,† which it tends to surround, and that in one place encloses a radiating acicular mineral (? a zeolite); in another the calcite, or some other carbonate, is mixed with a serpentinous material. Distinct granules of iron oxide are practically absent from the slices, though here and there it may be indicated by some opacite. I have not found spinel, or rutile, or zircon, or pseudobrookite. In fact, putting aside the diamonds, the rock in its unaltered condition was a coarsely holocrystalline mixture of chrome-diopside and garnet, with a few small enclosures of olivine, in other words, it was a variety of eclogite and of igneous origin.‡

2. A fragment (probably about one quarter) of a flattish ovoid boulder.—The two broken surfaces, which are nearly at right angles, measure 5 and $5\frac{1}{2}$ inches, roughly, and it is about $3\frac{1}{4}$ inches high. The rock very closely resembles the one just described, except that mica occurs rather oftener and in larger flakes; perhaps the garnets (here also not quite regularly distributed) are slightly more numerous. The outer

* *Loc. cit.*, p. 21.

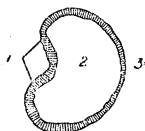
† From the facts I think it probably of secondary origin. It reminds me sometimes of the brown mica produced by contact metamorphism.

‡ I am, of course, aware that eclogite, in the past, has been regarded by some geologists as a metamorphic rock. Apart from the fact that several rocks once assigned to this class are now, with good reason, regarded as igneous, I have had several opportunities of studying eclogite, and have no doubt as to its origin. Take away the alkali from a magma with the chemical composition of a diorite, and the result would be garnets in place of feldspar, *i.e.*, an eclogite.

surface is not quite so well preserved, though enough remains to show that it also has been smooth, and a few thin veins of a white mineral (calcite ?) traverse the rock. On this surface, near the meeting of the two fractures, and exposed by the removal of a little material (*i.e.* it might originally have been just hidden) is a diamond (octahedron), apparently about 0·1 inch in diameter. On one side it rests against a pyrope, the adjacent surface of which is incurved, the two minerals being parted by the dull green-coloured kelyphite rim

FIG. 2.—Garnet and diamond (diagrammatic, nearly twice natural size).

(1) Diamond, (2) garnet, (3) kelyphite rim.



of the latter, which is about 0·03 inch in thickness. Thin sections of this boulder correspond almost exactly with those from the other, the garnets showing precisely the same tints, though traces of a cleavage, (roughly parallel throughout) are perceptible on close inspection, and are distinct under the microscope. In garnet such a structure commonly indicates pressure, and the general parallelism accords with this explanation, but the other constituents show no signs of crushing. The “kelyphite” rims to the garnets are perhaps slightly broader and the brown mica passes into a green (chloritic ?) mineral, and occupies cracks in the garnet a little more frequently, but as before the constituents tend to lie parallel rather than radially. One or two of the diopsides show fine oscillatory twinning. The cracks are occupied with calcite or some allied carbonate. There is no real difference between this eclogite and the last-named one.

Eclogite Boulders without Diamonds.

3. Part of a boulder, which must have been about a foot in diameter (found at 250 ft. level). It presents a general resemblance to the rocks described above, with, however, the possibility of a second green constituent. This is not confirmed on microscopic examination. The rock consists, practically, of pyrope and diopside, as already described, except that negative crystals are rather unusually conspicuous in the latter. Into the details of these, as the point seems not to have any bearing on the present investigation, I do not purpose to enter.

4. A fragment, more irregular in form than the others, measures very roughly, about 7 in. by $4\frac{3}{4}$ in. by $3\frac{1}{2}$ in. It retains a good piece of the outer surface, which, though now a little corroded, was once

smooth. The rock, which is rather decomposed and crumbly, consists chiefly of three minerals: garnet, not quite so large, paler and more pink in colour than the last-named; an emerald-green pyroxene, and a yellowish or greenish-grey, platy to fibrous mineral, suggestive of a second more altered pyroxene. In thin slices the paler and pinker tint of the garnet is very perceptible, as well as the tendency to a rude and generally parallel cleavage. But we find in it, under the microscope, a few microlithic enclosures, of an apparently colourless mineral, which occurs in long prisms crossed at about 70° by an occasional transverse cleavage, and extinguishing at an angle of about 26° with the longer edge. Many of the cracks exhibit slight decomposition, starting from them, and are sometimes occupied by calcite. The pyroxene, under the microscope, hardly differs from the one already described, except that the green tint is slightly richer and one or two crystals contain the small dark brown negative crystals, common in hypersthene and diallage. The dominant cleavage, as before, is along the clinopinacoid.* The third mineral proves to be an altered enstatite, but I leave the details for the present, as it is better preserved in another rock. A fourth constituent is also present, but more sparingly, viz., a pale brown mica, only moderately pleochroic (phlogophite?). It occurs generally in plates, averaging about 0.1 inch long. The minerals appear to have formed in the following order: (a) garnet, (b) diopside, (c) mica, (d) enstatite. As before, iron oxides are very inconspicuous; there may be a grain or two (small) of serpentinised olivine. The marked presence of enstatite distinguishes this rock from the others, but it differs from the eulysites by the substitution of that mineral for olivine, and so links those rocks to the more ordinary eclogites. The occurrence of a little mica indicates the presence of a small amount of an alkali in the magma. If necessary we may name it newlandite, but personally I should prefer to call it an enstatite-eclogite, for I think the coinage of fresh titles more often a bane than a boon to science.

5. This boulder is almost perfect, except that the general flatness of one side indicates either traces of an old fracture or considerable loss by crumbling. The surface has been smooth, but it has suffered from unequal weathering of the minerals. Its girth, in three directions at right angles, is approximately $20\frac{1}{2}$ in. by $19\frac{1}{2}$ in. by $17\frac{1}{2}$ in. It appears only to differ from the last-described in having its garnets a shade more purple, and in an approach to a banded structure; the diopside being rather more abundant in a middle zone, the garnet in one, the enstatite in the other of the outer zones. Being satisfied that it is merely a

* As noticed by Professor Lewis, *ut supra*, p. 22, in the diopside the prism cleavage has practically disappeared, and a clinopinacoidal cleavage replaces the orthopinacoidal usual in diallage.

variety of the last-described rock, I have preferred to leave it as an intact boulder.

6. The next fragment, measuring about 3 in. by $2\frac{1}{4}$ in. by 2 in., and retaining part of its smooth outer surface, is labelled "found in the yellow ground of No. 2 mine,* 50 feet deep." Though it is much more decomposed than the others, the purplish garnet, the emerald-green pyroxene, the altered enstatite (here very rotten), and a flake or two of phlogophite (?) are easily made out. It is obviously a more decomposed specimen of the rock represented by the two preceding specimens.

7. The last of this group of specimens is a rock fragment,† measuring about $3\frac{1}{2}$ in. by 2 in. in length and breadth, and slightly exceeding an inch in greatest thickness. Its outline is irregular, being determined by the fracture of the predominant diallage-like mineral. The crystals of this run large, an inch or more in length, breadth, and thickness. It is greyish-green in colour, having one dominant cleavage, with a sub-metallic lustre, and close subordinate cleavages, giving a somewhat fibrous aspect to that surface. Between these large crystalline lumps, numerous small, ill-defined garnets (pyrope) seem crowded, so as to form fairly continuous partings, generally hardly 0.1 inch in thickness. As the readiness with which the rather soft pyroxenic constituent split away made it improbable that a good slice could be cut, and I was reluctant to injure the specimen, I contented myself with detaching a few flakes of this constituent for microscopic work, since the determination of its identity was sufficient for my purpose. These show the mineral to have one easy cleavage and a rather fibrous structure; they give straight extinction parallel with this. As the usual rings and brushes can be seen on the face of easy cleavage, the mineral belongs to the bastite group. The same is true of the enstatite in boulder (4), though, as it is slightly more fibrous, and not in quite so good a condition, the optical picture is less distinct. Thus we may name the rock from which the present specimen has been broken, a garnet-bearing bastitite.

8. This specimen, said to be a fragment of a boulder, is very different from the rest. It is a compact greenish-grey rock containing enclosures, which give it the aspect, at first sight, of a pebbly mudstone. Microscopic examination shows it to be a compact felspathic diabase, with vesicles, which have been filled up with calcite, chlorites, and other secondary minerals (probably zeolites), but not to have any special interest. Its relations appear to be with the rocks occurring in a conglomerate which we shall mention in a later paragraph.

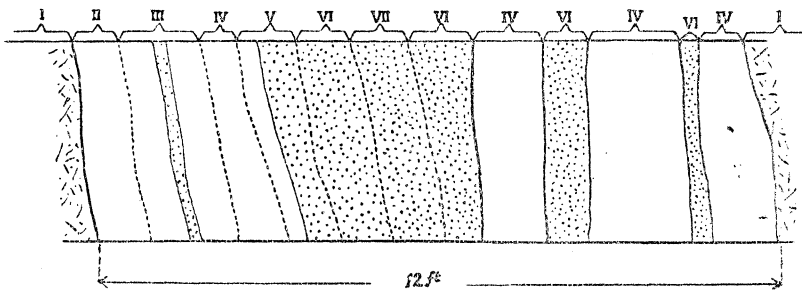
* The others come from another mine (No. 1).

† I am informed that this was not part of a boulder, but came out of the "blue ground" nearly in its present condition.

The "Blue Ground" and Associated Rocks.

Two areas of diamantiferous rock are now being worked at the Newlands Mines. The shape of the one which supplied most of the specimens described in this paper is irregular, and, so far as I know, exceptional. Its outline at the surface may be roughly compared to a rounded triangle into the base of which the point of a rather short shuttle is thrust, the greatest breadth of the two being about equal. Exploratory workings at a depth of 300 feet show that the former area rather quickly narrows, and the latter terminates in clefts. The "blue ground," in fact, appears to fill a fissure, broadening in two places to vents, which has been traced for some distance underground southwards from the principal mass of diamantiferous rock, as represented in the annexed section, where the latter is dotted.

FIG. 3.



An igneous rock (i) occurs on either side. It is compact, a greenish-grey in colour, not unlike some of the less acid Welsh felstones. Under the microscope it is found to be much affected by secondary mineral changes, the iron oxides alone being in good preservation. A few small crystals of decomposed felspar are scattered in a yet more decomposed matrix, of which the minor details are uninteresting. The rock may be classed with the compact, rather felspathic, diabases. These walls of diabase, farther to the south, turn off rather sharply to east and west. In the interval, about 12 feet in width, between them, ribs of the "blue" and a mudstone alternate, the thickest one of the former being from 3 to 4 feet in width, and the inner part of it is in better preservation than the outer. Specimens have been examined from the heart of the mass (vii), a part outside it (vi), and the exterior portion (v). The first (vii) in texture, hardness, and colour reminds me a little of the dark serpentine found north of Cadgwith, in Cornwall. In this matrix roundish spots occur, some darker than it, others a yellow-green colour, besides a few angular whitish spots. The block is traversed by two or three thin calcareous veins. Specimen (vi) while

generally similar is more decomposed, and apparently contains some fragments of shale. Specimen (v) has a stratified aspect, being a dull grey faintly mottled rock, with streaky, dark, rather carbonaceous-looking bands; the origin being doubtful, till it is seen under the microscope. A fourth specimen (iii) shows the mudstone traversed by a vein of rather pale-coloured decomposed "blue," not exceeding an inch in thickness. A fifth (ii) is from near the diabase on the western side, a dark compact rock, faintly mottled, here and there presenting a slight resemblance to a "blue" traversed by thin veins of a carbonate; and a sixth (iv) from a like position on the opposite side is a generally similar rock, but with wider veins filled with more coarsely crystalline calcite. A seventh specimen represents the "blue" in the "neck," a few yards to the north and at the same level (300 feet). This, inferior in preservation to the first-named, includes numerous rounded fragments a little darker than the matrix, with others, angular to sub-angular, some also darker and some lighter than it.

A brief summary of the results of microscopic examination may suffice, as these rocks do not materially differ from specimens obtained in the De Beers Mine, of which I have published a full account.*

The matrix is a mixture, in slightly variable quantities, of granules of calcite or dolomite, serpentine, pyroxene, and iron oxides, in which occur flakes with fairly idiomorphic outlines of a warm-brown mica, moderately pleochroic, corresponding with that described† in one or two specimens from De Beers Mine. The prisms are about 0.002 inch in diameter, and sometimes nearly as thick. This mica, which, as stated in a former paper, I consider a secondary product, occurs abundantly in all the specimens, but in that from the interior (on the whole the best preserved rock) it is locally assuming a green colour, no doubt by hydration. In the specimens from the thick rib, the one last named contains mineral grains and rock fragments. Except for a few flakes of the usual mica, the former are a mixture of two fibrous minerals, the larger part corresponding with actinolite; the rest, giving lower polarisation tints, may be serpentine. This fact, and structures suggestive of the former presence of a cleavage more regular than that of olivine, make it more probable that diopside was the original mineral. Though iron oxide is present in specks and rods (especially in the worse preserved specimen), this occurs either in the outer part, or as though it had been deposited along cleavage planes. In the thin rib of "blue" (iii), some of the grains are composed partly of a fibrous mineral, as above described, and partly of a clear one, which often affords rather rich polarisation tints, and presents some resemblance to quartz. Its precise nature is difficult to determine, owing to the absence of distinctive characters, but I believe it to be of second-

* 'Geol. Mag,' 1895, p. 492; and 1897, p. 448.

† 'Geol. Mag,' 1897, pp. 450, 451.

ary origin. Rock fragments are not common in the first (interior) specimen (vii); one, however, is probably an altered shale, and another possibly a limestone. This is bordered by a pale, pyroxenic mineral piercing into the grains of calcite. In the second specimen (vi) fragments are rather common; among them are those of diabase, ranging from fine to coarse, one specimen of the latter, originally, perhaps, an inch in diameter, showing an ophitic structure; felspar and augite both being rather altered, seemingly by infiltration, and one small fragment resembles a subcrystalline limestone. Specimen (v) does not materially differ, but seems to contain more carbonate than the others. The dark streaking is due to grains of iron oxide or serpentine with much opacite; rock fragments are few and small. Specimen (iii) from the thin vein contains a few very small rock fragments, mudstone or shale, more or less altered, possibly also a compact diabase. The "country rock" is a mudstone, consisting of small chips of quartz and felspar, variable in size, embedded in a dusty matrix, including a carbonate, which is more abundant within about a fiftieth of an inch from the junction. This part is slightly stained, but I was unable to detect any signs of contact metamorphism. Specimens (ii) and (iv) are generally similar, but the former contains some small rounded bits of varieties of diabase, and one may represent a crystalline limestone. The veins are filled with calcite and other secondary products, and are bordered by a very thin film of a brown micaceous mineral, like that described as often permeating the "blue." Both specimens suggest micromineralogical changes, such as might be produced by the passage of hot water.

Other specimens of the sedimentary rock in the immediate neighbourhood of the blue have been forwarded to me by Mr. Trubenbach. One, from the adit on the southern side of the section mentioned above, is a grey mudstone, containing a flattish rectangular pebble, of a dark green compact rock. Two others are from No. 2 mine, or about 700 yards to the south-west. One, struck in the shaft at a depth of 200 feet, is a conglomerate, composed of well-rounded rock fragments, with some scattered grains of quartz. Each of the former is bordered by a zone of a crystalline carbonate (impure calcite), and the interstices are filled, sometimes by a clearer variety of the same, but more often by some minutely granular secondary product. Of the rock fragments, one is a subcrystalline dolomitic limestone; two, perhaps, are chalcedony; the remainder are igneous; the majority being varieties of diabase, sometimes rather decomposed; the rest trachytes, mainly andesites. Their general aspect and the not unfrequent presence of vesicles (now filled with viridite) suggest that they have been furnished by lava-flows. Another specimen, obtained in the same working at a depth of 400 feet, is a rather feldspathic diabase, not unlike one of the varieties in the conglomerate. It is a good deal decomposed, is not improbably from a lava-flow, but does not call for a minute description.

Conclusion.

Thus the diamond has been traced up to an igneous rock. The "blue ground" is not the birthplace either of it or of the garnets, pyroxenes, olivine, and other minerals, more or less fragmental, which it incorporates. The diamond is a constituent of the eclogite, just as much as a zircon may be a constituent of a granite or a syenite. Its regular form suggests not only that it was the first mineral to crystallise in the magma, but also a further possibility. Though the occurrence of diamonds in rocks with a high percentage of silica (itacolumite, granite, &c.) has been asserted, the statement needs corroboration. This form of crystallised carbon hitherto has been found only in meteoric iron (Canyon Diablo),* and has been produced artificially by Moissan and others with the same metal as matrix. But in eclogite the silica percentage is at least as high as in dolerite; hence it is difficult to understand how so small an amount of carbon escaped oxidation. I had always expected that a peridotite (as supposed by Professor Lewis), if not a material yet more basic, would prove to be the birthplace of the diamond. Can it possibly be a derivative mineral, even in the eclogite? Had it already crystallised out of a more basic magma,† which, however, was still molten, when one more acid was injected, and the mixture became such as to form eclogite? But I content myself with indicating a difficulty, and suggesting a possibility; the fact itself is indisputable: that the diamond occurs, though rather sporadically, as a constituent of an eclogite, which rock, according to the ordinary rules of inference, must be regarded as its birthplace.

This discovery closes another controversy, viz., that concerning the nature of the "Hard blue" of the miners (Kimberlite of Professor Lewis), in which the diamond is usually found. The boulders described in this paper are truly water worn. The idea that they have been rounded by a sort of "cup and ball" game played by a volcano may be dismissed as practically impossible. Any such process would take a long time, but the absence of true scoria implies that the explosive phase was a brief one. They resemble stones which have travelled for several miles down a mountain torrent, and must have been derived from a coarse conglomerate, manufactured by either a strong stream or the waves of a sea from fragments obtained from more ancient crystalline rocks.‡ The "washings," a parcel of which I received from

* P.S.—The Novo Urei meteorite (not wholly iron) was forgotten.

† This, however, cannot have been very rich in iron, because diopside does not contain much of that constituent.

‡ As these eclogites are very coarsely crystalline, we are justified in assuming they were once deep-seated rocks, and so much more ancient than the date of the conglomerate. To prevent any misunderstanding I may repeat that the matrix

Mr. Trubenbach, also show that the boulders are really waterworn. Besides two unworn pieces of pyrite and a rough bit of eclogite, about three-quarters of an inch in diameter, the pyroxenic constituent of which was a bright emerald-green (? smaragdite), I find part of a sub-angular fragment of chrome-diopside associated with two or three flakes of the usual mica, a well rounded garnet fully 0.6 inch across, and half a well worn pebble of eclogite, about one inch long and half an inch thick. The rounded waterworn look of the great majority of the smaller constituents (chiefly garnets and pyroxenes), about the size of hemp seed, is very obvious. I had suspected some of the grains in washings from the De Beers Mine to have been similarly treated; but here it is indubitable, indeed many of the dark green specimens are so smooth outside that they could only be identified after fracture. The ordinary diopside can, however, be recognised, with some of a clearer and brighter green. Most of the garnets are pyropes, but a few resemble essonite. I find also some grains of iron oxide and of vein quartz. Thus, the presence of waterworn fragments, large and small, in considerable abundance, shows the "blue ground" to be a true breccia, produced by the destruction of various rocks (some of them crystalline, others sedimentary, but occasionally including waterworn boulders of the former)—*i.e.*, a result of shattering explosions, followed by solfataric action. Hence the name Kimberlite must disappear from the list of the peridotites, and even from petrological literature, unless it be retained for this remarkable type of breccia.

Boulders, such as we have described, might be expected to occur at the base of the sedimentary series, in proximity to a crystalline floor. The Karoo beds in South Africa, as is well known, are underlain in many places by a coarse conglomerate of considerable thickness and great extent, called the Dwyka conglomerate, which is supposed to be Permian or Permo-carboniferous in age. It crops out from beneath the Karoo beds at no great distance from the diamond-bearing district, and very probably extends beneath it. If this deposit has supplied the boulders, the date of the genesis of the diamond is carried back, at the very least, to Palæozoic ages, and possibly to a still earlier era in the earth's history.

from which these boulders were taken (at various depths, from nearly 100 to about 300 feet) cannot be any alluvial deposit, but is the typical "blue ground," practically identical with that in the Kimberley mines.

FIG. 1.—Section of the diamond-bearing eclogite. Pyropes with narrow kelyphite borders, and chrome diopside intercrystallised. The clinopinacoidal cleavage of latter visible in the lower part of the section.

